



Specification of the Asset Administration Shell

# Part 3a: Data Specification – IEC 61360

**SPECIFICATION**

IDTA Number: 01003-a  
Version 3.1.1

# Specification of the Asset Administration Shell

This specification is part of the [Asset Administration Shell Specification series](#).

## Version

This is version 3.1.1 of the specification IDTA-01003-a.

Previous version: 3.1

## Metamodel Versions

This document (version 3.1.1) uses the following parts of the "Specification of the Asset Administration Shell" series:

- IDTA-01001 Part 1: Metamodel in latest version [\[22\]](#)

## Notice

Copyright: Industrial Digital Twin Association e.V. (IDTA)

IDTA Number: IDTA-01003-a

Version: 3.1.1

DOI: <https://doi.org/10.62628/IDTA.01003-a-3-1-1>

This work is licensed under a [Creative Commons Attribution 4.0 International License](#).

SPDX-License-Identifier: CC-BY-4.0

July 2025

## How to Get in Contact

Contact: [IDTA](#)

Sources: [GitHub](#)

Feedback:

- [new issues, bugs](#)
- [Questions and Answers](#)

## Editorial Notes

### History

This document, version 3.1.1, was produced from Dec. 2022 on by the Workstream "Asset Administration Shell Specifications" of the working group "Open Technology" of the Industrial Digital Twin Association (IDTA).

The document "Details of the Asset Administration Shell – Part 1 – The exchange of information between partners in the value chain of Industrie 4.0, V3.0RC02" was split into several parts. One of them is this document, which represents Part 3a and describes a data specification that is defined to be used with the core model as specified in Part 1. This is also why versioning now starts with V3.0: it is only valid in combination with V3.0 of Part 1.

Version 3.0 of this document was produced from June 2022 to November 2022 by the sub working group "Asset Administration Shell" of the joint working group of the Plattform Industrie 4.0 working group "Reference Architectures,

Standards and Norms" and the "Open Technology" working group of the Industrial Digital Twin Association (IDTA). It is the first release published by the IDTA.

For a complete history, please refer to Part 1 of the document series " Specification of the Asset Administration Shell: Part 1 Metamodel".

## Versioning

This specification is versioned using [Semantic Versioning 2.0.0](#) (semver) and follows the semver specification [\[13\]](#).

## Conformance

The key words "MUST", "MUST NOT", "REQUIRED", "SHALL", "SHALL NOT", "SHOULD", "SHOULD NOT", "RECOMMENDED", "NOT RECOMMENDED", "MAY", and "OPTIONAL" in this document are to be interpreted as described in [BCP 14 RFC2119 RFC8174<sup>\[1\]</sup>](#):

- MUST word, or the terms "REQUIRED" or "SHALL", mean that the definition is an absolute requirement of the specification.
- MUST NOT This phrase, or the phrase "SHALL NOT", mean that the definition is an absolute prohibition of the specification.
- SHOULD This word, or the adjective "RECOMMENDED", mean that there may exist valid reasons in particular circumstances to ignore a particular item, but the full implications must be understood and carefully weighed before choosing a different course.
- SHOULD NOT This phrase, or the phrase "NOT RECOMMENDED" mean that there may exist valid reasons in particular circumstances when the particular behavior is acceptable or even useful, but the full implications should be understood and the case carefully weighed before implementing any behavior described with this label.
- MAY This word, or the adjective "OPTIONAL", mean that an item is truly optional. One vendor may choose to include the item because a particular marketplace requires it or because the vendor feels that it enhances the product while another vendor may omit the same item. An implementation which does not include a particular option MUST be prepared to interoperate with another implementation which does include the option, though perhaps with reduced functionality. In the same vein an implementation which does include a particular option MUST be prepared to interoperate with another implementation which does not include the option (except, of course, for the feature the option provides.)

## Terms and Definitions

### Terms and Definitions

Please note: the definitions of terms are only valid in a certain context. This glossary applies only within the context of this document.

If available, definitions were taken from IEC 63278-1 Edition 1.0 2023-12 or IEC 61360-1 Edition 4.0 2017-07.

#### **attribute**

data element of a *property*, a relation, or a class in information technology

[SOURCE: IEC 63278-1:2023; ISO/IEC Guide 77-2; ISO/IEC 27460; IEC 61360]

#### **Asset Administration Shell (AAS)**

standardized digital representation of an asset

Note 1 to entry: Asset Administration Shell and Administration Shell are used synonymously.

[SOURCE: IEC 63278-1:2023, note added]

#### **class**

description of a set of objects that share the same *attributes*, *operations*, methods, relationships, and semantics

[SOURCE: IEC TR 62390:2005-01, 3.1.4]

#### **coded value**

value that can be looked up in a dictionary and can be translated

[SOURCE: [ECLASS](#) <sup>[2]</sup>]

#### **identifier (ID)**

identity information that unambiguously distinguishes one entity from another one in a given domain

Note 1 to entry: there are specific identifiers, e.g. UUID Universal unique identifier, IEC 15418 (GS1).

[SOURCE: Glossary Industrie 4.0]

#### **minimum value**

lower bound of a range of values in which the said value is meaningful

EXAMPLE 1: lowest value specified of a quantity, established for a specified set of operating conditions at which a component, device, equipment, or system can operate and perform according to specified requirements.

Note 1 to entry: additional information about the nature of the value can be obtained from the definition of the *Property* information object to which the value belongs.

[SOURCE: IEC 61360-1:2017]

**maximum value**

upper bound of a range of values in which the said value is meaningful

EXAMPLE 1: highest value specified of a quantity, established for a specified set of operating conditions at which a component, device, equipment, or system can operate and perform according to specified requirements.

Note 1 to entry: additional information about the nature of the value can be obtained from the definition of the *Property* information object to which the value belongs.

[SOURCE: IEC 61360-1:2017]

**nominal value**

value of a quantity used to designate or identify an item with its value, and not necessarily corresponding to the real value of the property

Note 1 to entry: additional information about the nature of the value can be obtained from the definition of the *Property* information object to which the value belongs.

[SOURCE: IEC 61360-1:2017]

**non-quantitative property**

property that identifies or describes an object by means of codes, abbreviations, names, references or descriptions

EXAMPLE 1: typical information content of non-quantitative properties is items such as codes, abbreviations, names, references, or descriptions.

[SOURCE: IEC 61360-2:201 7– based on IEC 61360-2:2012, 3.28, modified – "data element type" is replaced by "property" in the term and definition.]

**property**

defined characteristic suitable for the description and differentiation of products or components

Note 1 to entry: the concept of type and instance applies to properties.

Note 2 to entry: this definition applies to properties as described in IEC 61360/ ISO 13584-42.

Note 3 to entry: the property types are defined in dictionaries (like IEC component data dictionary or ECLASS), they do not have a value. The property type is also called data element type in some standards.

Note 4 to entry: the property instances have a value and are provided by the manufacturers. A property instance is also called property-value pair in certain standards.

Note 5 to entry: properties include nominal value, actual value, runtime variables, measurement values, etc.

Note 6 to entry: a property describes one characteristic of a given object.

Note 7 to entry: a property can have attributes such as code, version, and revision.

Note 8 to entry: the specification of a property can include predefined choices of values.

[SOURCE: according to ISO/IEC Guide 77-2] as well as [SOURCE: according to Glossary Industrie 4.0]

### **quantitative property**

property with a numerical value representing a physical quantity, a quantity of information or a count of objects

[SOURCE: IEC 61360-1:2017 – based on IEC 61360-2:2012, 3.40, modified – "data element type" is replaced by "property"]

### **Submodel**

representation of an aspect of an asset

[SOURCE: IEC 63278-1:2023]

### **SubmodelElement**

element of a *Submodel*

[SOURCE: IEC 63278-1:2023]

## **Abbreviations Used in Document**

Abbreviation	Description
AAS	Asset Administration Shell
AASX	Package file format for the Asset Administration Shell
API	Application Programming Interface
BLOB	Binary Large Object
CDD	Common Data Dictionary
GUID	Globally unique identifier
ID	Identifier
IDTA	Industrial Digital Twin Association
IEC	International Electrotechnical Commission
IRDI	International Registration Data Identifier

Abbreviation	Description
IRI	Internationalized Resource Identifier
ISO	International Organization for Standardization
JSON	JavaScript Object Notation
MIME	Multipurpose Internet Mail Extensions
PDF	Portable Document Format
RDF	Resource Description Framework
RFC	Request for Comment
UML	Unified Modelling Language
URI	Uniform Resource Identifier
URL	Uniform Resource Locator
URN	Uniform Resource Name
UTC	Universal Time Coordinated
VDE	Verband der Elektrotechnik, Elektronik und Informationstechnik e.V.
VDI	Verein Deutscher Ingenieure e.V.
VDMA	Verband Deutscher Maschinen- und Anlagenbau e.V.
W3C	World Wide Web Consortium
XML	eXtensible Markup Language
ZIP	archive file format that supports lossless data compression
ZVEI	Zentralverband Elektrotechnik- und Elektronikindustrie e. V.

[1] <https://www.ietf.org/rfc/rfc2119.txt>

[2] In IEC61360:2017, this refers to a "term" of a value list

## Preamble

### Preamble

## Scope of This Document

The Asset Administration Shell (see Part 1 of the document series, IDTA-01001) allows to define data specification templates. Data specification templates aim to enable interoperability between the partners that agree on the template. A template defines a set of attributes, with each attribute having a clear semantics. This set of attributes corresponds to a (sub-)schema.

This document specifies data specification templates conformant to IEC 61360. IEC 61360 specifies how to define the semantics of single properties or values. The value range of a property can be defined as a value list – an enumeration –, while each of the (coded) values of the value list are treated as single concepts. They are thus suited to be used as data specifications for concept descriptions.

This document assumes familiarity with the concept and specification of the Asset Administration Shell as defined in Part 1.

The main stakeholders addressed in this document are architects and software developers aiming to implement a digital twin using the Asset Administration Shell in an interoperable way. Additionally, the content can also be used as input for discussions with international standardization organizations and further collaborations.

Please consult the continuously updated reading guide [\[15\]](#) for an overview of documents on the Asset Administration Shell. The reading guide gives advice on which documents should be read depending on the role of the reader.

## Normative References

[IDTA-01001] "Specification of the Asset Administration Shell. Part 1: Metamodel", IDTA-01001-3-1. Industrial Digital Twin Association.

Note: The semantic identifiers for the classes and attributes etc. defined in this document are derived conformant to the grammar for semantic IDs for data specifications as defined in Part 1 of the document series, IDTA-01001

[IEC61360-1] Standard data element types with associated classification scheme – Part 1: Definitions – Principles and methods. Edition 4.0 2017-07

[IEC61360-2] Standard data element types with associated classification scheme for electronic components. Part 2: EXPRESS dictionary schema. Edition 2012.

[ISO 13584-42] ISO 13584-42:2010, "Industrial automation systems and integration – Parts library – Part 42: Description methodology: Methodology for structuring part families"

## Structure of the Document

All clauses that are normative have "(normative)" as a suffix in the heading of the clause.

[Terms and Definitions](#) provides terms and definitions as well as abbreviations, both for abbreviations used in the document and for abbreviations that may be used for elements of the metamodel defined in this document.

[Introduction](#) gives a short introduction of Asset Administration Shell types and how this document is related to them.

[General](#) explains the purpose of the data specification template specified in this document by giving examples of existing data dictionaries.

[Predefined Data Specification Templates](#) shows how the data specification template is related to Part 1 and its elements.



[Specification](#) is the main normative part of the document. It specifies the data specification templates supporting IEC 61360.

[Mapping IEC 61360 Data Types to XSD Data Types](#) explains how data types of IEC 61360 are mapped to data types of values as introduced in Part 1.

[Category of Concept Descriptions](#) introduces categories for concept descriptions and how they are used in combination with the data specification template IEC61360. The constraints as defined in [Cross-Constraints and Invariants for Predefined Data Specifications \(normative\)](#) also mainly refer to the rules on how these categories should be applied.

Note: since categories are deprecated since V3.0, Clause [Category of Concept Descriptions](#) can also be skipped.

[Primitive and Simple Data Types \(normative\)](#) specifies the data types used in the data specification.

[Mappings to Data Formats to Share I4.0-Compliant Information \(normative\)](#) provides information on the exchange of information compliant to this specification in existing data formats like XML, AutomationML, OPC UA information models, JSON or RDF.

Finally, [Summary and Outlook](#) summarizes the content and gives an outlook on future work.

The Annex contains additional background information on the Asset Administration Shell ([Background](#)). It also provides information about UML ([UML](#)) and the tables used to specify UML classes as used in this specification ([UML Table Templates](#)). [Backus Naur Form](#) introduces the Backus-Naur-Form used in the document series.

Metamodel changes compared to previous versions are described in [Change Log](#).

The bibliography can be found in [Bibliography](#).

## Introduction

### Introduction

This document is part of the series "Specification of the Asset Administration Shell" that provide the specifications for interoperable usage of the Asset Administration Shell.

This part defines a technology-neutral specification of a data specification template, enabling the description of concept descriptions conformant to IEC 61360 in UML. This UML metamodel serves as the basis for deriving several different formats for exchanging Asset Administration Shells, e.g. for XML, JSON, RDF as described in Part 1 of the document series (IDTA-01001). Data Specification Templates are implemented using the embedded data specification approach. This means, that the implementation is part of the overall schemas as defined for IDTA-01001.

[Figure 1](#) shows the different ways of exchanging information via Asset Administration Shells. This part of the "Specification of the Asset Administration Shell" series is the basis for all of these types of information exchange.

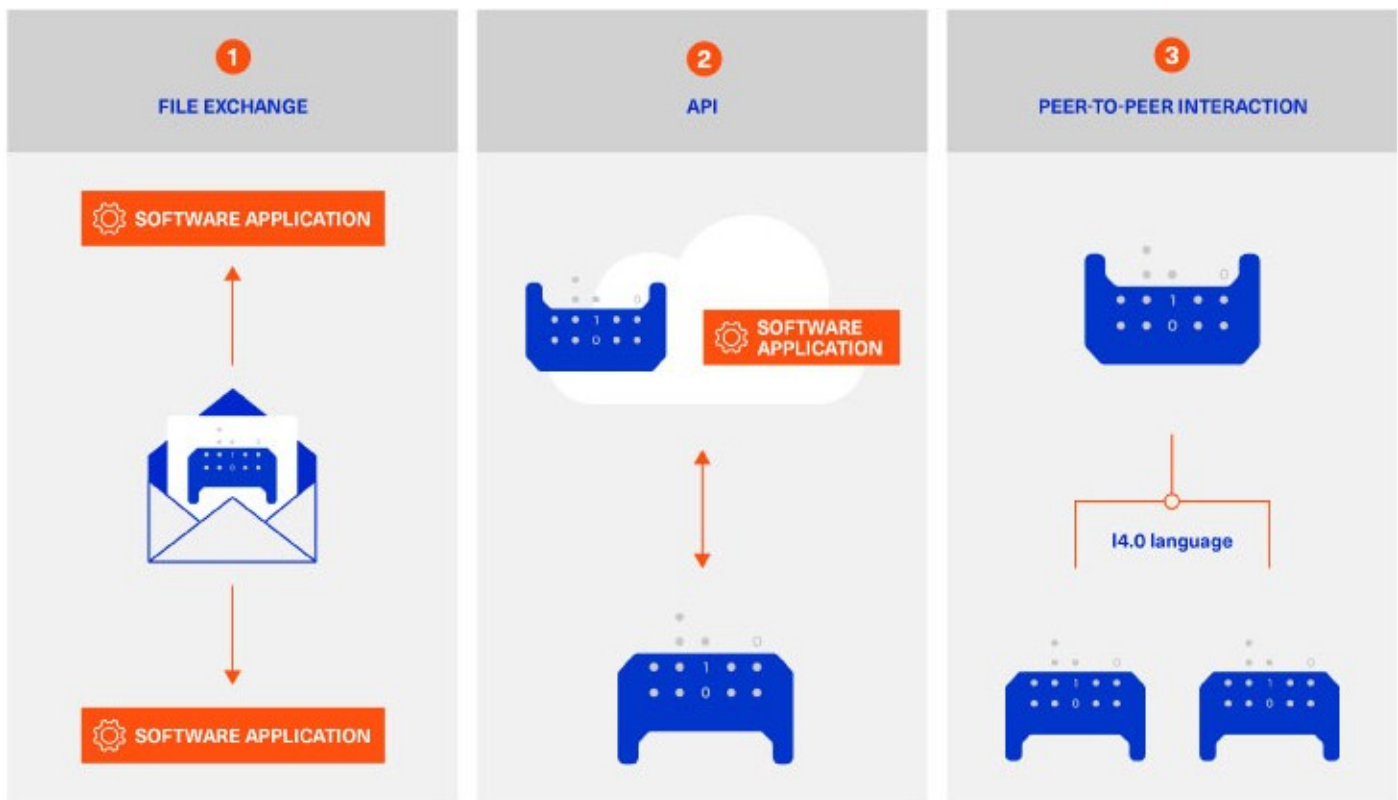


Figure 1. Types of Information Exchange via Asset Administration Shells

File exchange (1) is described in Part 5 of this document series (IDTA-01005).

The API (2) is specified in Part 2 of the document series "Specification of the Asset Administration Shell" (IDTA-01002) [\[14\]](#). It also includes access to concept descriptions using the data specifications as specified in this document.

The I4.0 language (3) is based on the information metamodel specified in Part 1 and 3 [\[23\]](#).

Part 3 is not a single document. Instead, it is an own series of documents, each featuring a specific use case that is supported by the specified data specification templates.

## General

### Introduction

IEC 61360 is a standard that describes how to define the semantics of properties in a data dictionary. The known data dictionaries ECLASS and IEC CDD are based on this standard. The data specification templates specified in this document make it possible to directly use concept descriptions as standardized in these data dictionaries. Additionally, concept descriptions, which do not (yet) exist in these data dictionaries, can be defined using the same schema.

For guidance how to use ECLASS concept definitions in combination with the Asset Administration Shell including this data specification template see [\[28\]](#).

Concept descriptions, whether defined externally in existing data dictionaries or internally as part of the Asset Administration Shell environment, are the foundation for defining submodel templates [\[24\]](#) [\[16\]](#).

IEC 61360-1:2017 is largely compliant to IEC 61360-2:2012 and ISO 13584-42:2010.

Note: for details on how to use the data specifications and for further explanations, please refer directly to IEC 61360.

The following subclauses show some examples from these existing data dictionaries to ease understanding of the data specification templates.

## Concept Descriptions for Properties and Values

The data specification template IEC 61360 introduces additional attributes to define the semantics – i.e. a concept description – of a property or a value based on IEC 61360.

IEC 61360 requests to use IRDIs for the identification of a concept. The Asset Administration Shell allows to use other identifiers besides IRDI. The IRDI, the unique identifier of an IEC 61360 property or value, maps to *ConceptDescription/id*.

<b>Preferred name</b>	Max. rotation speed
<b>IRDI</b>	0173-1#02-BAA120#008
<b>Definition</b>	Greatest permissible rotation speed with which the motor or feeding unit may be operated
<b>Short name of unit</b>	<a href="#">1/min</a>
<b>Quantity</b>	<a href="#">frequency</a>
<b>Type of Property</b>	Non-dependent
<b>Valency type</b>	Multivalent
<b>Definition class</b>	ECLASS (0173-1#01-RAA001#001)
<b>Property data type</b>	Integer (measure)
<b>Class type code</b>	F03 - frequency, rotational frequency
<b>Allow negative values</b>	false
<b>Property Original Identifier</b>	BAA120001

Figure 2. Example Property from ECLASS

[Figure 2](#) to [Figure 5](#) show examples from ECLASS. [Figure 3](#) shows a property with enumeration type. One of the values in this enumeration is shown in [Figure 4](#), each value has its own unique ID. The unique identifier of a value ([Figure 4](#)) is also used for *Property/valueId*.

<b>Property</b>	02-BAE122 Cooling type
<b>short name</b>	-
<b>Format</b>	STRING
<b>Definition:</b>	Summary of various types of cooling, for use as search criteria that limit a selection
<b>Values:</b>	
0173-1#07-BAB649#001 - Air-air heat exchanger 0173-1#07-BAB650#001 - Air-water heat exchanger 0173-1#07-BAB592#001 - alien 0173-1#07-BAB611#001 - closed, external air-cooling 0173-1#07-BAB610#001 - closed, internal air-cooling 0173-1#07-BAB591#003 - free cooling 0173-1#07-BAB702#003 - Heat exchanger against other cooling medium 0173-1#07-BAB657#003 - open circuit, external cooling 0173-1#07-BAB656#003 - open circuit, internal cooling 0173-1#07-BAB535#003 - other form of cooling with primary air coolant 0173-1#07-BAB536#003 - other primary non-air coolant 0173-1#07-BAB674#003 - self	

Figure 3. Example Property Description with Value List from ECLASS

<b>Value</b>	0173-1#07-BAB657#003
<b>Classification</b>	open circuit, external cooling
<b>short name</b>	
<b>Definition:</b>	

Figure 4. Example Value Description from ECLASS

Change Text
 Replace
 Delete
 Copy

General
 Admin
 Attribute
 CR
 History
 Release

<b>Value</b>	BAB657
<b>IRDI</b>	0173-1#07-BAB657#003
<b>eCI@ss v5 ID</b>	BAB657001
<b>Preferred Name</b>	open circuit, external cooling
<b>Short Name</b>	
<b>Definition</b>	
<b>Source of Definition</b>	
<b>Note to Definition</b>	
<b>Data Type</b>	String
<b>Value specification</b>	Coded values
<b>Exception</b>	No

Figure 5. Example Value Description from ECLASS Advanced (Editor Modus)

[Figure 6](#) shows an example from IEC CDD for a concept description of a *Property* with usage of Level Type (in this example level type MIN, MAX and NOM, see data type). This is a short form of defining a collection of three properties with the same data type and semantics except for the level.

Code:	0112/2///61360_4#AAE022
Version:	001
Revision:	05
IRDI:	0112/2///61360_4#AAE022#001
Preferred name:	outside diameter
Synonymous name:	
Symbol:	d <sub>out</sub>
Synonymous symbol:	
Short name:	d_out
Definition:	value as specified by level (miNoMax) of the outside diameter of a component with a body of circular cross-section
Note:	
Remark:	
Primary unit:	m
Alternative units:	
Level:	miNoMax
Data type:	LEVEL(MIN,MAX,NOM) OF REAL_MEASURE_TYPE
Format:	NR3..3.3ES2
Property constraint:	
Definition source:	
Value source:	
Property data element type:	NON_DEPENDENT_P_DET
Drawing:	
Formula:	
Value list code:	
Value list:	
DET class:	T03
Applicable classes:	0112/2///61360_4#AAA001 - component
Definition class:	0112/2///61360_4#AAA001
Code for unit:	0112/2///62720#UAA726 - metre
Codes for alternative units:	
Code for unit list:	

Figure 6. Example for Property with Level Type from IEC CDD

## Predefined Data Specification Templates

### Overview

A data specification template specifies which additional attributes shall be added to an element instance that are not part of the metamodel. Typically, data specification templates have a specific scope. For example, templates for concept descriptions differ from templates for operations, etc. More than one data specification template can be defined and used for an element instance. Which templates are used for an element instance is defined via *HasDataSpecification*.

This specification template *DataSpecificationIec61360* supports concept definitions conformant to IEC 61360 [\[IEC61360-1\]](#) for both properties and coded values.

[Figure 7](#) gives an overview of the data specification template and how it is used in combination with the information model as defined in Part 1 of the document series, namely *DataSpecification*, *DataSpecificationContent*, and *ConceptDescription*.

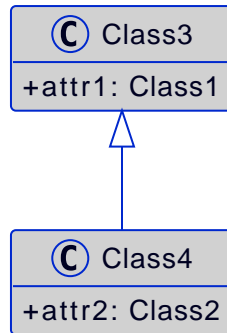


Figure 7. Overview Relationship Metamodel Part 1 & Data Specification IEC 61360

IEC 61360 is a standard that describes how to define the semantics of properties in a data dictionary. Part 1 does not prescribe how to define a concept description; it only supports the definition of concept descriptions. To do so, a data specification template needs to be assigned to the concept description. Which data specification is made available is defined via *HasDataSpecification/dataSpecification*.

The legend for understanding the UML diagrams and the table specification of the classes is explained in [UML Table Templates](#) and [UML](#).

## Specification

### Predefined Template for IEC61360 Properties, Value Lists, and Values (normative)

#### Data Specification IEC61360 Template Specification

This specification is only valid in combination with IDTA-01001-3-1.

<b>Template:</b>	IEC61360		
<b>administration:</b>	version: 3	revision: 1	creator: IDTA
<b>id:</b>	<div>https://admin-shell.io/DataSpecificationTemplates/DataSpecificationIec61360/3</div> <div>&lt;&lt;deprecated&gt;&gt;https://admin-shell.io/DataSpecificationTemplates/DataSpecificationIec61360/3/0</div> <div>&lt;&lt;deprecated&gt;&gt;http://admin-shell.io/DataSpecificationTemplates/DataSpecificationIec61360/3/0</div> <div>&lt;&lt;deprecated&gt;&gt;https://admin-shell.io/DataSpecificationTemplates/DataSpecificationIEC61360/3/0</div> <div>&lt;&lt;deprecated&gt;&gt;http://admin-shell.io/DataSpecificationTemplates/DataSpecificationIEC61360/3/0</div>		
<b>dataSpecificationContent:</b>	DataSpecificationIec61360		
<b>Description (EN):</b>	Data specification template for concept descriptions for properties and values conformant to IEC 61360.		

The ID of the data specification template was derived conformant to the grammar for semantic IDs for data specifications as defined in Part 1 of the document series, IDTA-01001, with the exception that the minor version was excluded because this ID is also part of the instances of Asset Administration Shells: This ID is used in *hasDataSpecification/dataSpecification*.

This namespace has the qualifier "IEC:" Examples: IEC:DataSpecificationIec61360/preferredName or IEC:DataSpecificationIec61360/levelType/min or IEC:LevelType/min.



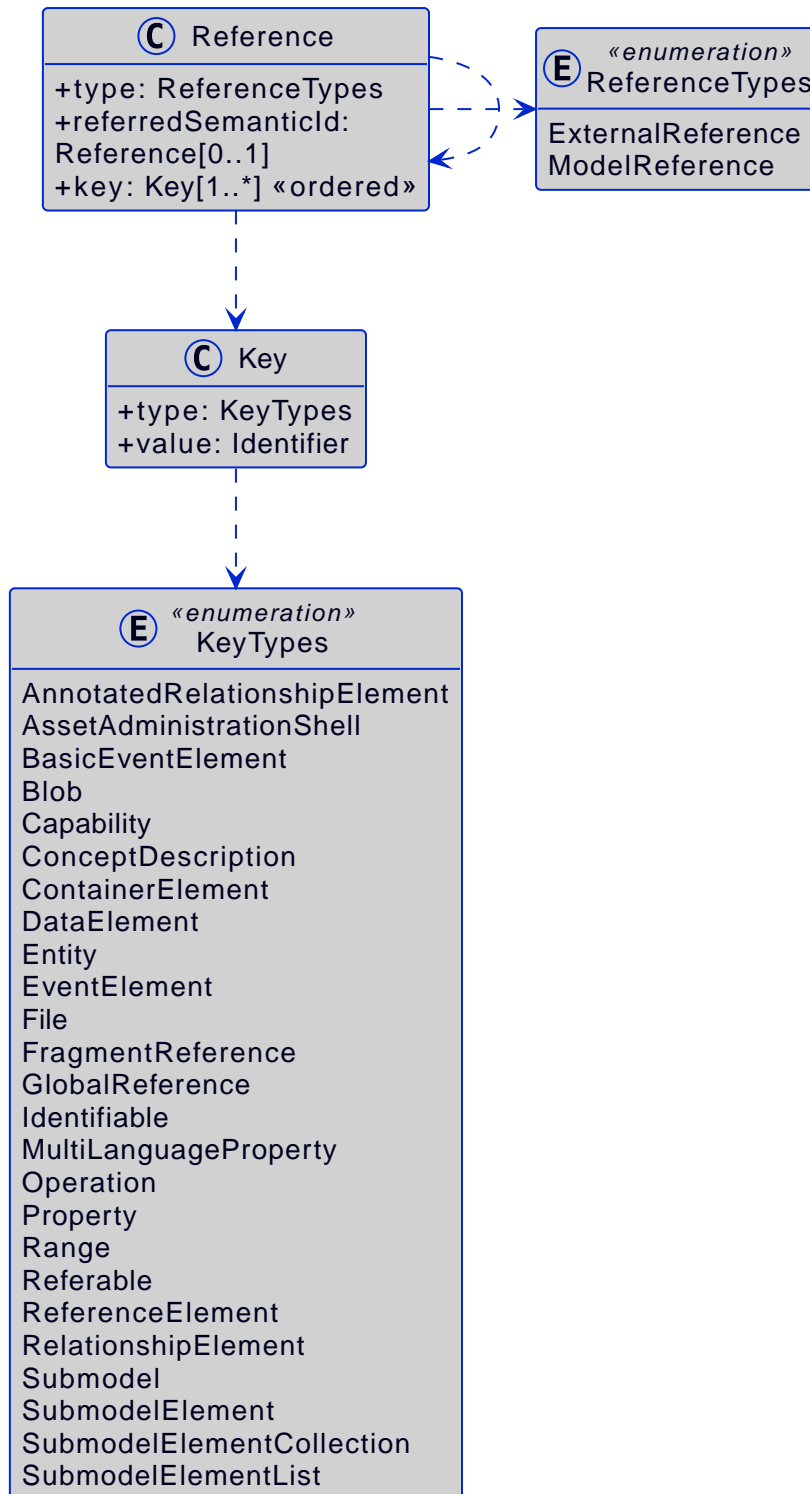


Figure 8. Metamodel of Data Specification IEC61360

## Data Specification IEC61360 Attributes

**Class:** *DataSpecificationIec61360 <<Template>>*

<b>Explanation:</b>	<p>Content of data specification template for concept descriptions for properties, values, and value lists conformant to IEC 61360.</p> <p>Note: for details, please refer to <a href="#">[IEC61360-1]</a>, <b>property</b>, <b>value_list</b> and <b>term</b></p> <p>Constraint AASc-3a-010: If <a href="#">DataSpecificationlec61360/value</a> is not empty, <a href="#">DataSpecificationlec61360/valueList</a> shall be empty, and vice versa.</p> <p>Note 1: it is also possible that both <i>DataSpecificationlec61360/value</i> and <i>Specificationlec61360/valueList</i> are empty. This is the case for concept descriptions that define the semantics of a property but do not have an enumeration (<i>valueList</i>) as data type.</p> <p>Note 2: although it is possible to define a concept description for a value list, it is not possible to reuse this value list. It is only possible to directly add a value list as data type to a specific semantic definition of a property.</p> <p>Constraint AASc-3a-009: If <a href="#">_DataSpecificationlec61360/dataType_</a> is one of <a href="#">_INTEGER_MEASURE</a>, <a href="#">REAL_MEASURE</a>, <a href="#">RATIONAL_MEASURE</a>, <a href="#">INTEGER_CURRENCY</a>, <a href="#">_REAL_CURRENCY_</a>, then <a href="#">DataSpecificationlec61360/unit</a> or <a href="#">DataSpecificationlec61360/unitId</a> shall be defined.</p>		
<b>Inherits from:</b>	DataSpecificationContent		
<b>ID:</b>	<a href="https://admin-shell.io/DataSpecificationTemplates/DataSpecificationlec61360/3/1/DataSpecificationlec61360">https://admin-shell.io/DataSpecificationTemplates/DataSpecificationlec61360/3/1/DataSpecificationlec61360</a>		
Attribute	ID		
	Explanation	Type	Card.
<i>preferredName</i>	<a href="https://admin-shell.io/DataSpecificationTemplates/DataSpecificationlec61360/3/1/DataSpecificationlec61360/preferredName">https://admin-shell.io/DataSpecificationTemplates/DataSpecificationlec61360/3/1/DataSpecificationlec61360/preferredName</a>		
	<p>Preferred name in different languages</p> <p>Note: for details, please refer to <a href="#">[IEC61360-1]</a>, <b>preferred_name</b></p> <p>Constraint AASc-3a-002: <a href="#">DataSpecificationlec61360/preferredName</a> shall be provided at least in English.</p>	<a href="#">PreferredNameTypelec61360</a>	1

<i>shortName</i>	https://admin-shell.io/DataSpecificationTemplates/DataSpecificationlec61360/3/1/DataSpecificationlec61360/shortName		
	Short name	<a href="#">ShortNameTypelec61360</a>	0..1
	Note: for details, please refer to <a href="#">IIEC61360-1</a> , <b>short_name</b>		
<i>unit</i>	https://admin-shell.io/DataSpecificationTemplates/DataSpecificationlec61360/3/1/DataSpecificationlec61360/unit		
	Unit in case of a quantitative property	string	0..1
	Note 1: for details, please refer to <a href="#">IIEC61360-1</a> , <b>unit_in_text</b>		
	Note 2: only the primary unit is supported		
<i>unitId</i>	https://admin-shell.io/DataSpecificationTemplates/DataSpecificationlec61360/3/1/DataSpecificationlec61360/unitId		
	Unique unit ID	Reference	0..1
	Unit and unitId need to be consistent if both attributes are set		
	Note 1: for details, please refer to <a href="#">IIEC61360-1</a> , <b>unit_of_measure</b>		
<i>sourceOfDefinition</i>	https://admin-shell.io/DataSpecificationTemplates/DataSpecificationlec61360/3/1/DataSpecificationlec61360/sourceOfDefinition		
	Source of definition	string	0..1
	Note: for details, please refer to <a href="#">IIEC61360-1</a> , <b>source_document_of_definition</b>		

<i>symbol</i>	https://admin-shell.io/DataSpecificationTemplates/DataSpecificationlec61360/3/1/DataSpecificationlec61360/symbol		
	Symbol	string	0..1
	Note: for details, please refer to <a href="#">[IEC61360-1]</a> , <b>preferred_letter_symbol</b>		
<i>dataType</i>	https://admin-shell.io/DataSpecificationTemplates/DataSpecificationlec61360/3/1/DataSpecificationlec61360/dataType		
	Data Type	<a href="#">DataTypelec61360</a>	0..1
	Note: for details, please refer to <a href="#">[IEC61360-1]</a> , <b>data_type</b>		
<i>definition</i>	https://admin-shell.io/DataSpecificationTemplates/DataSpecificationlec61360/3/1/DataSpecificationlec61360/definition		
	Definition in different languages	<a href="#">DefinitionTypelec61360</a>	0..1
	Note: for details, please refer to <a href="#">[IEC61360-1]</a> , <b>definition</b>		
<i>valueFormat</i>	https://admin-shell.io/DataSpecificationTemplates/DataSpecificationlec61360/3/1/DataSpecificationlec61360/valueFormat		
	Value Format	<a href="#">ValueFormatTypelec61360</a>	0..1
	Note: for details, please refer to <a href="#">[IEC61360-1]</a> , <b>value_format</b>		

<i>valueList</i>	https://admin-shell.io/DataSpecificationTemplates/DataSpecificationIec61360/3/1/DataSpecificationIec61360/valueList		
	Enumerated list of allowed values  Note 1: for details, please refer to <a href="#">[IEC61360-1], enumerated_list_of_terms</a>  Note 2: for ease of usage, the value list is modelled as value/valueId list in this data specification template	<a href="#">ValueList</a>	0..1
<i>value</i>	https://admin-shell.io/DataSpecificationTemplates/DataSpecificationIec61360/3/1/DataSpecificationIec61360/value		
	Value (typically within a value list)  Note: for details, please refer to <a href="#">[IEC61360-1], term/preferred_letter_symbol_in_text</a>	<a href="#">ValueTypeIec61360</a>	0..1
<i>levelType</i>	https://admin-shell.io/DataSpecificationTemplates/DataSpecificationIec61360/3/1/DataSpecificationIec61360/levelType		
	Value represented by up to four variants of a numeric value in a specific role: MIN, NOM, TYP and MAX.  Note: for details, please refer to <a href="#">[IEC61360-1], LEVEL_TYPE</a>	<a href="#">LevelType</a>	0..1

Note 1: IEC 61360 also requires a globally unique identifier for a concept description. This ID is not part of the data specification template. Instead, the *ConceptDescription/id* as inherited via *Identifiable* is used. The same applies to administrative information like the version and revision.

Note 2: *ConceptDescription/idShort* and *DataSpecificationIec61360/shortName* are very similar. However, in this case, *shortName* is explicitly added to the data specification.

Note 3: *ConceptDescription/displayName* and *DataSpecificationIec61360/preferredName* are very similar. However, in this case, *preferredName* is explicitly added to the data specification.

Note 4: *ConceptDescription/description* and *DataSpecificationIec61360/definition* are very similar. However, in this case, *definition* is explicitly added to the data specification.

## Enumeration Data Type IEC61360

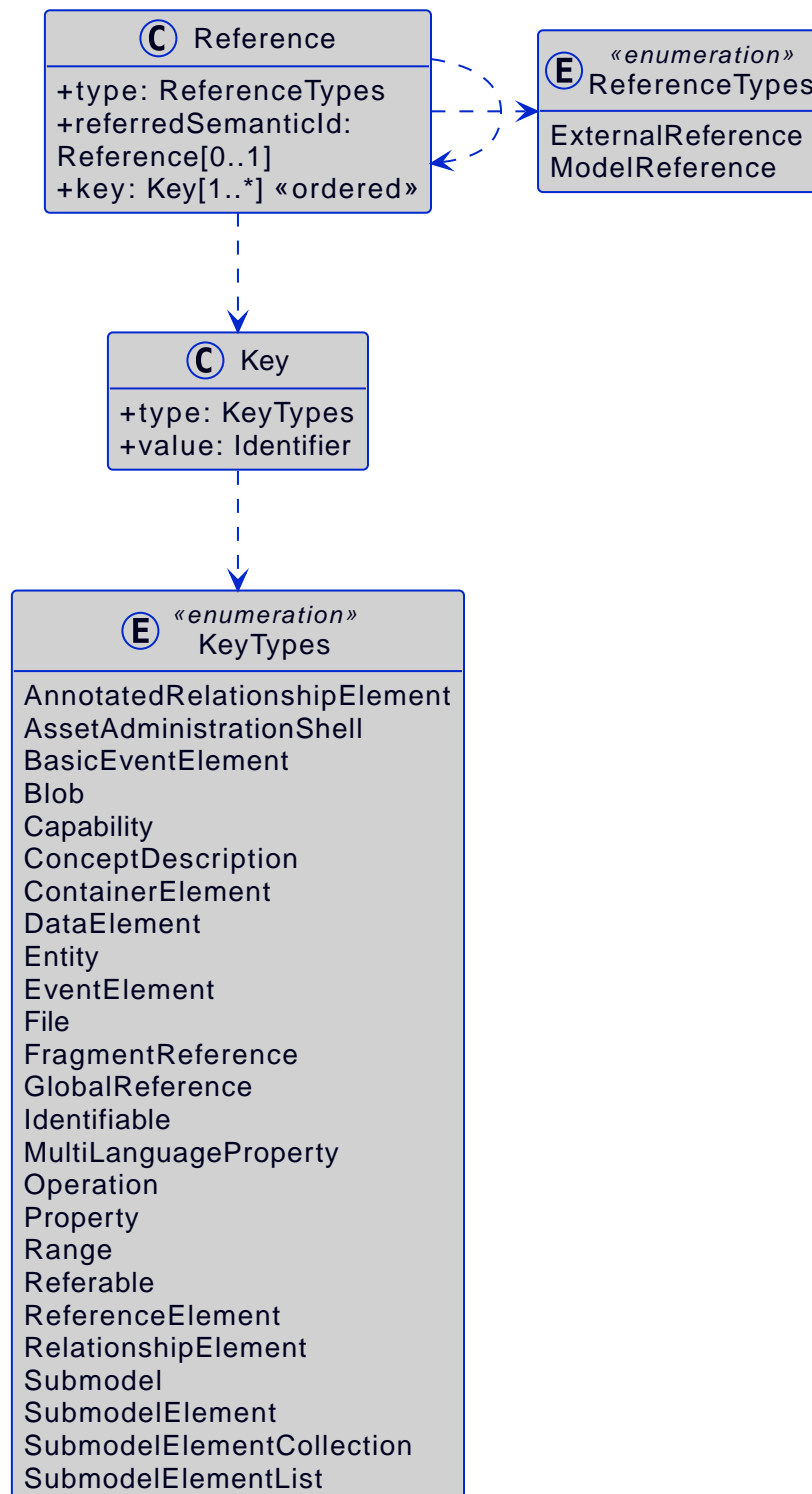


Figure 9. Metamodel of Data Type IEC 61360

Enumeration:

DataTypeInfo61360

<b>Explanation:</b>	Enumeration of simple data types for an IEC 61360 concept description using the data specification template <i>DataSpecificationIec61360</i>
<b>Set of:</b>	—
<b>ID:</b>	<a href="https://admin-shell.io/DataSpecificationTemplates/DataSpecificationIec61360/3/1/DataTypelc61360">https://admin-shell.io/DataSpecificationTemplates/DataSpecificationIec61360/3/1/DataTypelc61360</a>
<b>Literal</b>	<b>ID</b>
	<b>Explanation</b>
<i>DATE</i>	<a href="https://admin-shell.io/DataSpecificationTemplates/DataSpecificationIec61360/3/1/DataTypelc61360/DATE">https://admin-shell.io/DataSpecificationTemplates/DataSpecificationIec61360/3/1/DataTypelc61360/DATE</a>
	<p>values containing a calendar date, conformant to ISO 8601:2004</p> <p>Format yyyy-mm-dd</p> <p>Note: for details, please refer to <a href="#">[IEC61360-1]</a>, specific STRING_TYPE, the DATE_TYPE</p> <p>Example from IEC 61360-1:2017: "1999-05-31" is the DATE representation of: "31 May 1999".</p>
<i>STRING</i>	<a href="https://admin-shell.io/DataSpecificationTemplates/DataSpecificationIec61360/3/1/DataTypelc61360/STRING">https://admin-shell.io/DataSpecificationTemplates/DataSpecificationIec61360/3/1/DataTypelc61360/STRING</a>
	<p>values consisting of a sequence of characters, which cannot be translated into other languages</p> <p>Note 1: for details, please refer to <a href="#">[IEC61360-1]</a>, specific STRING_TYPE, the NON_TRANSLATABLE_STRING_TYPE</p> <p>Note 2: IEC61360 does not request to use more specific string types like TRANSLATABLE_STRING_TYPE, NON_TRANSLATABLE_STRING_TYPE, DATE_TIME_TYPE, DATE_TYPE, TIME_TYPE, IRDI_STRING, URI_TYPE, and HTML5_TYPE. It is requested to use the more specific data types in the AAS, if applicable<sup>[2]</sup>.</p>

<p><i>STRING_TRANSLATABLE</i></p>	<p><a href="https://admin-shell.io/DataSpecificationTemplates/DataSpecificationIec61360/3/1/DataTypesIec61360/STRING_TRANSLATABLE">https://admin-shell.io/DataSpecificationTemplates/DataSpecificationIec61360/3/1/DataTypesIec61360/STRING_TRANSLATABLE</a></p> <p>values containing string, but which shall be represented as different strings in different languages</p> <p>Note: for details, please refer to <a href="#">[IEC61360-1]</a>, specific STRING_TYPE, the TRANSLATABLE_STRING_TYPE</p>
<p><i>INTEGER_MEASURE</i></p>	<p><a href="https://admin-shell.io/DataSpecificationTemplates/DataSpecificationIec61360/3/1/DataTypesIec61360/INTEGER_MEASURE">https://admin-shell.io/DataSpecificationTemplates/DataSpecificationIec61360/3/1/DataTypesIec61360/INTEGER_MEASURE</a></p> <p>values containing values that are a measure of the type INTEGER. In addition, such a value comes with a physical unit.</p> <p>Note: for details, please refer to <a href="#">[IEC61360-1]</a>, specific INTEGER (or INT_TYPE) NUMBER_TYPE, the INT_MEASURE_TYPE</p>
<p><i>INTEGER_COUNT</i></p>	<p><a href="https://admin-shell.io/DataSpecificationTemplates/DataSpecificationIec61360/3/1/DataTypesIec61360/INTEGER_COUNT">https://admin-shell.io/DataSpecificationTemplates/DataSpecificationIec61360/3/1/DataTypesIec61360/INTEGER_COUNT</a></p> <p>values containing values of the type INTEGER, but which are no currencies or measures</p> <p>Note 1: for details, please refer to <a href="#">[IEC61360-1]</a>, specific NUMBER_TYPE, the INT_TYPE (or just INTEGER). For more specific data types, INTEGER_MEASURE_TYPE or INTEGER_CURRENCY_TYPE may be used.</p> <p>Note 2: it is requested to use the more specific data types in the AAS, if applicable.</p>
<p><i>INTEGER_CURRENCY</i></p>	<p><a href="https://admin-shell.io/DataSpecificationTemplates/DataSpecificationIec61360/3/1/DataTypesIec61360/INTEGER_CURRENCY">https://admin-shell.io/DataSpecificationTemplates/DataSpecificationIec61360/3/1/DataTypesIec61360/INTEGER_CURRENCY</a></p> <p>values containing values of the type INTEGER, which are currencies</p> <p>Note: for details, please refer to <a href="#">[IEC61360-1]</a>, specific INTEGER NUMBER_TYPE, the INT_CURRENCY_TYPE</p>



<p><i>REAL_MEASURE</i></p>	<p><a href="https://admin-shell.io/DataSpecificationTemplates/DataSpecificationIec61360/3/1/DataTypes/c61360/REAL_MEASURE">https://admin-shell.io/DataSpecificationTemplates/DataSpecificationIec61360/3/1/DataTypes/c61360/REAL_MEASURE</a></p> <p>values containing values that are measures of the type REAL</p> <p>In addition, such a value comes with a physical unit</p> <p>Note: for details, please refer to <a href="#">[IEC61360-1]</a>, specific REAL_NUMBER_TYPE, the REAL_MEASURE_TYPE</p>
<p><i>REAL_COUNT</i></p>	<p><a href="https://admin-shell.io/DataSpecificationTemplates/DataSpecificationIec61360/3/1/DataTypes/c61360/REAL_COUNT">https://admin-shell.io/DataSpecificationTemplates/DataSpecificationIec61360/3/1/DataTypes/c61360/REAL_COUNT</a></p> <p>values containing numbers that can be written as a terminating or non-terminating decimal; i.e. a rational or irrational number, which is neither a currency nor a measures</p> <p>Note 1: for details, please refer to <a href="#">[IEC61360-1]</a>, specific NUMBER_TYPE, the REAL_TYPE. For more specific data types REAL_MEASURE_TYPE or REAL_CURRENCY_TYPE may be used.</p> <p>Note 2: it is requested to use the more specific data types in the AAS, if applicable.</p>
<p><i>REAL_CURRENCY</i></p>	<p><a href="https://admin-shell.io/DataSpecificationTemplates/DataSpecificationIec61360/3/1/DataTypes/c61360/REAL_CURRENCY">https://admin-shell.io/DataSpecificationTemplates/DataSpecificationIec61360/3/1/DataTypes/c61360/REAL_CURRENCY</a></p> <p>values containing values of the type REAL, which are currencies</p> <p>Note: for details, please refer to <a href="#">[IEC61360-1]</a>, specific REAL_NUMBER_TYPE, the REAL_CURRENCY_TYPE</p>
<p><i>BOOLEAN</i></p>	<p><a href="https://admin-shell.io/DataSpecificationTemplates/DataSpecificationIec61360/3/1/DataTypes/c61360/BOOLEAN">https://admin-shell.io/DataSpecificationTemplates/DataSpecificationIec61360/3/1/DataTypes/c61360/BOOLEAN</a></p> <p>values representing truth of logic or Boolean algebra (TRUE, FALSE)</p> <p>Note 1: for details, please refer to <a href="#">[IEC61360-1]</a>, BOOLEAN_TYPE.</p> <p>Note 2: in IEC 61360, the values are Yes and No. In the AAS, the values are TRUE (for "Yes") and FALSE (for "No").</p>

<p><i>IRI</i></p>	<p><a href="https://admin-shell.io/DataSpecificationTemplates/DataSpecificationlec61360/3/1/DataTypelc61360/IRI">https://admin-shell.io/DataSpecificationTemplates/DataSpecificationlec61360/3/1/DataTypelc61360/IRI</a></p> <p>values containing values of the type STRING conformant to <a href="#">Rfc 3987</a></p> <p>Note 1: for details, please refer to <a href="#">IIEC61360-1</a>, specific STRING_TYPE, the URI_TYPE.</p> <p>Note 2: However, the AAS supports the more generic IRI. An IRI type particularly allows to express a URL or a URI. If the IRI represents an address to a file, FILE shall be used.</p>
<p><i>IRDI</i></p>	<p><a href="https://admin-shell.io/DataSpecificationTemplates/DataSpecificationlec61360/3/1/DataTypelc61360/IRDI">https://admin-shell.io/DataSpecificationTemplates/DataSpecificationlec61360/3/1/DataTypelc61360/IRDI</a></p> <p>values conforming to ISO/IEC 11179 series global identifier sequences</p> <p>Note 1: for details, please refer to <a href="#">IIEC61360-1</a>, specific STRING_TYPE, the IRDI_STRING.</p> <p>Note 2: IRDI can be used instead of the more specific data types ICID or ISO29002_IRDI.</p> <p>Note 3: ICID values are values conformant to an IRDI, where the delimiter between RAI and ID is "#", while the delimiter between DI and VI is confined to "##".</p> <p>Note 4: ISO29002_IRDI values are values containing a global identifier that identifies an administrated item in a registry. The structure of this identifier complies with the identifier syntax defined in ISO/TS 29002-5. The identifier shall fulfil the requirements specified in ISO/TS 29002-5 for an “international registration data identifier” (IRDI).</p>

<p><i>RATIONAL</i></p>	<p><a href="https://admin-shell.io/DataSpecificationTemplates/DataSpecificationIec61360/3/1/DataTypelc61360/RATIONAL">https://admin-shell.io/DataSpecificationTemplates/DataSpecificationIec61360/3/1/DataTypelc61360/RATIONAL</a></p> <p>Values containing values of the type RATIONAL, which are no measures</p> <p>Examples: <math>\frac{1}{2}</math>, <math>\frac{3}{4}</math> or <math>\frac{7}{2}</math></p> <p>Note 1: for details, please refer to <a href="#">[IEC61360-1]</a>, specific NUMBER_TYPE, the RATIONAL_TYPE.</p> <p>Note 2: it is requested to use the more specific data types in the AAS, if applicable.</p>
<p><i>RATIONAL_MEASURE</i></p>	<p><a href="https://admin-shell.io/DataSpecificationTemplates/DataSpecificationIec61360/3/1/DataTypelc61360/RATIONAL_MEASURE">https://admin-shell.io/DataSpecificationTemplates/DataSpecificationIec61360/3/1/DataTypelc61360/RATIONAL_MEASURE</a></p> <p>values containing values of the type RATIONAL. In addition, such a value comes with a physical unit.</p> <p>Note: for details, please refer to <a href="#">[IEC61360-1]</a>, specific RATIONAL NUMBER_TYPE, the RATIONAL_MEASURE_TYPE</p>
<p><i>TIME</i></p>	<p><a href="https://admin-shell.io/DataSpecificationTemplates/DataSpecificationIec61360/3/1/DataTypelc61360/TIME">https://admin-shell.io/DataSpecificationTemplates/DataSpecificationIec61360/3/1/DataTypelc61360/TIME</a></p> <p>values containing a time conformant to ISO 8601:2004 but restricted to what is allowed in the corresponding type in xml.</p> <p>Format hh:mm (ECLASS)</p> <p>Example from IEC 61360-1:2017: "13:20:00-05:00" is the [TIME] representation of: 1.20 p.m. for Eastern Standard Time, which is 5 hours behind Coordinated Universal Time (UTC).</p> <p>Note: for details, please refer to <a href="#">[IEC61360-1]</a>, specific STRING_TYPE, the TIME_TYPE</p>

<p><i>TIMESTAMP</i></p>	<p><a href="https://admin-shell.io/DataSpecificationTemplates/DataSpecificationlec61360/3/1/DataTypelec61360/TIMESTAMP">https://admin-shell.io/DataSpecificationTemplates/DataSpecificationlec61360/3/1/DataTypelec61360/TIMESTAMP</a></p> <p>values containing a time conformant to ISO 8601:2004 but restricted to what is allowed in the corresponding type in xml.</p> <p>Format yyyy-mm-dd hh:mm (ECLASS)</p> <p>Note: for details, please refer to <a href="#">[IEC61360-1]</a>, specific STRING_TYPE, the DATE_TIME_TYPE.</p>
<p><i>FILE</i></p>	<p><a href="https://admin-shell.io/DataSpecificationTemplates/DataSpecificationlec61360/3/1/DataTypelec61360/FILE">https://admin-shell.io/DataSpecificationTemplates/DataSpecificationlec61360/3/1/DataTypelec61360/FILE</a></p> <p>values containing an address to a file. The values are of the type URI and can represent an absolute or relative path.</p> <p>Note: <a href="#">[IEC61360-1]</a> does not explicitly support the file type. It would map to the URI_TYPE.</p>
<p><i>HTML</i></p>	<p><a href="https://admin-shell.io/DataSpecificationTemplates/DataSpecificationlec61360/3/1/DataTypelec61360/HTML">https://admin-shell.io/DataSpecificationTemplates/DataSpecificationlec61360/3/1/DataTypelec61360/HTML</a></p> <p>Values containing string with any sequence of characters, using the syntax of HTML5 (see W3C Recommendation 28:2014)</p> <p>Note: for details, please refer to <a href="#">[IEC61360-1]</a>, specific STRING_TYPE, the HTML5_TYPE</p>
<p><i>BLOB</i></p>	<p><a href="https://admin-shell.io/DataSpecificationTemplates/DataSpecificationlec61360/3/1/DataTypelec61360/BLOB">https://admin-shell.io/DataSpecificationTemplates/DataSpecificationlec61360/3/1/DataTypelec61360/BLOB</a></p> <p>values containing the content of a file. Values may be binaries.</p> <p><i>HTML conformant to HTML5</i> is a special blob.</p> <p>In IEC61360, <i>binary</i> is a sequence of bits, each bit being represented by "0" and "1" only. A binary is a blob. However, a blob may also contain other source code.</p> <p>Note: for details, please refer to <a href="#">[IEC61360-1]</a>, BINARY_TYPE</p>

## Level Type

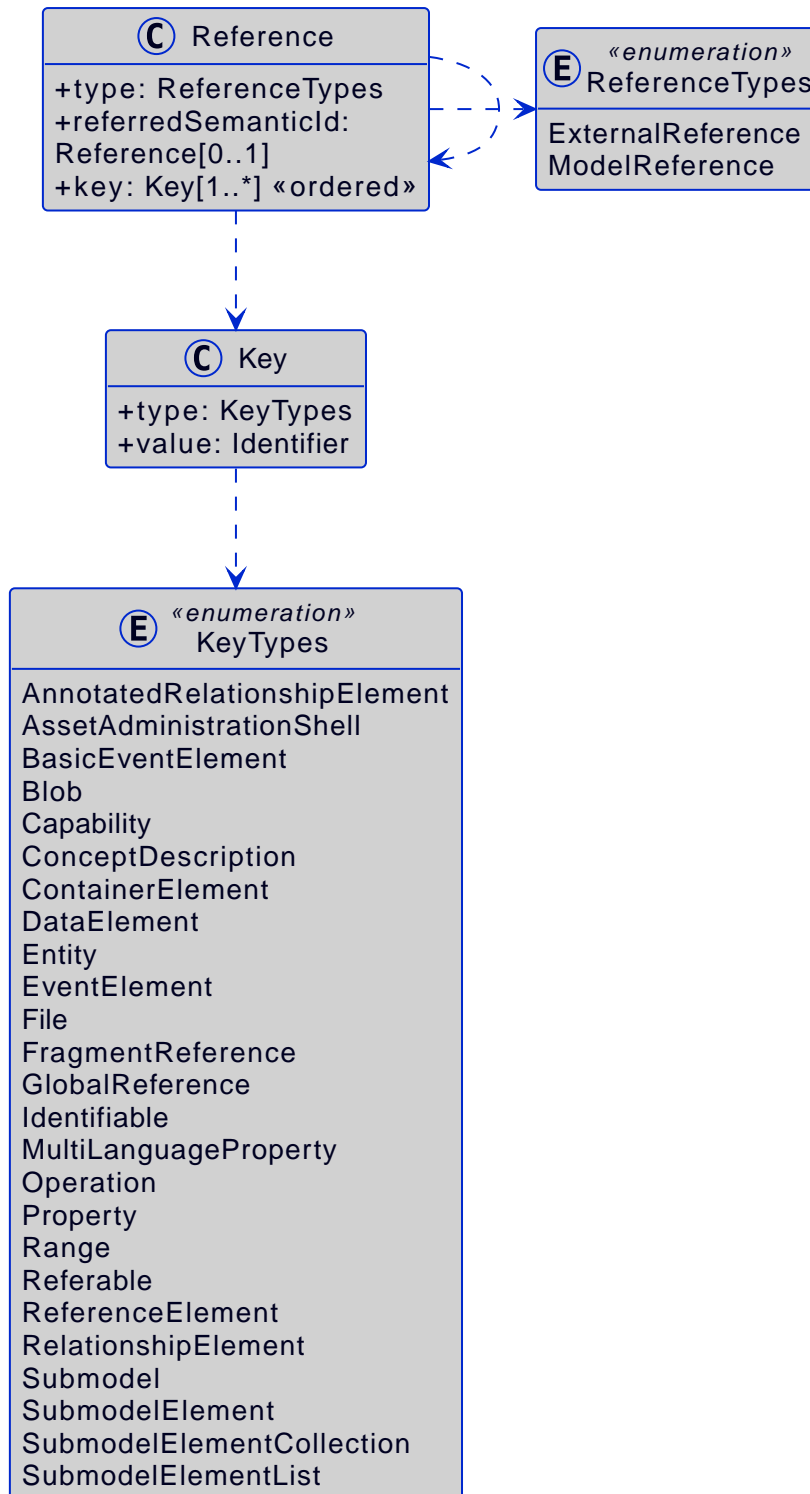


Figure 10. Metamodel of Level Type

Class:

LevelType

<b>Explanation:</b>	Value represented by up to four variants of a numeric value in a specific role: MIN, NOM, TYP, and MAX. True means that the value is available, false means the value is not available.		
	Note: for details, please refer to <a href="#">[IEC61360-1]</a> , LEVEL_TYPE		
	Note: for details, please refer to <a href="#">[IEC61360-1]</a> , LEVEL_TYPE		
<b>Inherits from:</b>	<i>DataSpecificationContent</i>		
<b>ID:</b>	<a href="https://admin-shell.io/DataSpecificationTemplates/DataSpecificationIec61360/3/1/LevelType">https://admin-shell.io/DataSpecificationTemplates/DataSpecificationIec61360/3/1/LevelType</a>		
Attribute	ID		
	Explanation	Type	Card.
<i>min</i>	<a href="https://admin-shell.io/DataSpecificationTemplates/DataSpecificationIec61360/3/1/LevelType/min">https://admin-shell.io/DataSpecificationTemplates/DataSpecificationIec61360/3/1/LevelType/min</a>		
	Minimum of the value	boolean	1
<i>nom</i>	<a href="https://admin-shell.io/DataSpecificationTemplates/DataSpecificationIec61360/3/1/LevelType/nom">https://admin-shell.io/DataSpecificationTemplates/DataSpecificationIec61360/3/1/LevelType/nom</a>		
	Nominal value (value as designated)	boolean	1
<i>typ</i>	<a href="https://admin-shell.io/DataSpecificationTemplates/DataSpecificationIec61360/3/1/LevelType/typ">https://admin-shell.io/DataSpecificationTemplates/DataSpecificationIec61360/3/1/LevelType/typ</a>		
	Value as typically present	boolean	1
<i>max</i>	<a href="https://admin-shell.io/DataSpecificationTemplates/DataSpecificationIec61360/3/1/LevelType/max">https://admin-shell.io/DataSpecificationTemplates/DataSpecificationIec61360/3/1/LevelType/max</a>		
	Maximum of the value	boolean	1

Note: This is how the AAS deals with the following combinations of level types:

- Case 1: If all attributes are false, the concept is mapped to a Property and level type is ignored.
- Case2: If a maximum of one attribute is set to true, the concept is mapped to a Property.
- Case 3: If min and max are set to true, the concept is mapped to a Range.
- Case 4: If more than one attribute is set to true, does not include min and max only (see second case), the concept is mapped to a *SubmodelElementCollection* with the corresponding number of Properties. Example: If the attributes min and nom are set to true, the concept is mapped to a *SubmodelElementCollection* with two Properties: min and nom. The data type of both Properties is the same.

In the cases 2 and 4, the *semanticId* of the Property or Properties within the *SubmodelElementCollection* needs to include information about the level type. Otherwise, the semantics is not described in a unique way. In [\[27\]](#), IRDI-Paths are introduced<sup>[3]</sup>.

It is not recommended to use level type when defining concept descriptions for Properties, except for ranges (i.e. min and max). This is considered to be a deprecated way of defining property sets. See also [\[27\]](#), where one proposal on how to deal with level type is to remove the level type and to define several properties instead.

## Value List Attributes

"*ValueList*" allows to define an enumeration type for a property. The value list is a set of value reference pairs.

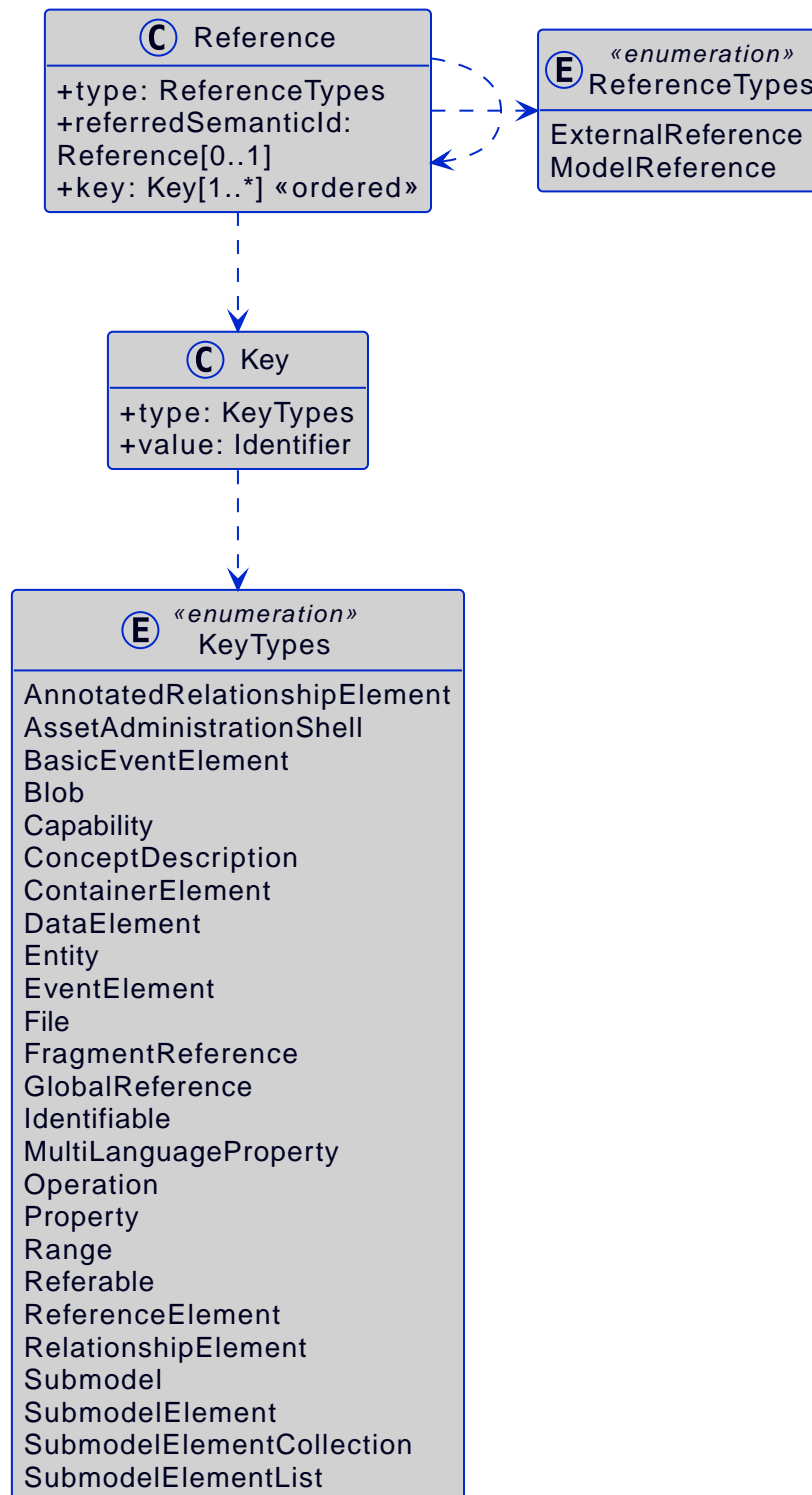


Figure 11. Metamodel of Value List

Class:

*ValueList*

<b>Explanation:</b>	A set of value reference pairs		
	Note: for details, please refer to <a href="#">[IEC61360-1]</a> , value_list/enumerated_list_of_terms		
<b>Inherits from:</b>	—		
<b>ID:</b>	<a href="https://admin-shell.io/DataSpecificationTemplates/DataSpecificationIec61360/3/1/ValueList">https://admin-shell.io/DataSpecificationTemplates/DataSpecificationIec61360/3/1/ValueList</a>		
<b>Attribute</b>	<b>ID</b>		
	<b>Explanation</b>	<b>Type</b>	<b>Card</b>
<i>valueReferencePair</i>	<a href="https://admin-shell.io/DataSpecificationTemplates/DataSpecificationIec61360/3/1/ValueList/valueReferencePair">https://admin-shell.io/DataSpecificationTemplates/DataSpecificationIec61360/3/1/ValueList/valueReferencePair</a>		
	A pair of a value together with its global unique ID, if available.	<a href="#">ValueReferencePair</a>	1..*

## Value Reference Pair Attributes

<b>Class:</b>	<i>ValueReferencePair</i>		
<b>Explanation:</b>	A value reference pair within a value list. Each value may have a global unique ID defining its semantic.		
<b>Inherits from:</b>	—		
<b>ID:</b>	<a href="https://admin-shell.io/DataSpecificationTemplates/DataSpecificationIec61360/3/1/ValueReferencePair">https://admin-shell.io/DataSpecificationTemplates/DataSpecificationIec61360/3/1/ValueReferencePair</a>		
<b>Attribute</b>	<b>ID</b>		
	<b>Explanation</b>	<b>Type</b>	<b>Card</b>
<i>value</i>	<a href="https://admin-shell.io/DataSpecificationTemplates/DataSpecificationIec61360/3/1/ValueReferencePair/value">https://admin-shell.io/DataSpecificationTemplates/DataSpecificationIec61360/3/1/ValueReferencePair/value</a>		
	a value	<a href="#">ValueTypeIec61360</a>	1
	Note: if the <i>valueId</i> is defined as well, then the value needs to be consistent with referenced concept definition of the value in <i>valueId</i>		



valueId	https://admin-shell.io/DataSpecificationTemplates/DataSpecificationIec61360/3/1/ValueReferencePair/valueId		
	Global unique ID of the value	Reference	0..1

## Mapping IEC 61360 Data Types to XSD Data Types

Using a concept description requires mapping the data type of the concept description to a conformant type in xsd (for example in *Property/valueType*).

Examples for the different IEC 61360 data types can be found here: <https://eclass.eu/support/technical-specification/structure-and-elements/value>.

Note: ECLASS also proposes a mapping of IEC 61360 data types to XSD data types: <https://eclass.eu/support/technical-specification/data-model/datatype-to-xsd-mapping>. There are some deviations to the mapping defined in this document:

- In this document REAL is mapped to either xs:double or xs:float whereas ECLASS proposes to map it to double, only.
- In this document STRING\_TRANSLATABLE is mapped to MultiLanguageText whereas ECLASS proposes to map it to a langstring.
- In this document IRI is mapped not only to xs:anyURI as proposed by ECLASS but it can also be mapped to *ReferenceElement*.
- ECLASS does not define mappings for IRDI, HTML, FILE or BLOB

Table 1. Mapping IEC 61360 Data Types to xsd Data Types

Data Type IEC 61360	xsd Value Type <sup>[1]</sup>	Example Values IEC 61360 <sup>[1]</sup>
DATE	xs:date	1979-01-15
STRING	xs:string	"DN 700" "10 Mbps"
STRING_TRANSLATABLE	Mapped to MultiLanguageProperty, i.e. type MultiLanguageText  Note: for details, please see Part 1 of the document series "Specification of the Asset Administration Shell"	
INTEGER_MEASURE	xs:integer	1 10 111

Data Type IEC 61360	xsd Value Type <sup>[ 1 ]</sup>	Example Values IEC 61360 <sup>[ 1 ]</sup>
INTEGER_COUNT	xs:integer	1 10 111
INTEGER_CURRENCY	xs:integer	1 10 111
REAL_MEASURE	xs:double or xs:float (depending on needed precision)	1.5 102.35
REAL_COUNT	xs:double or xs:float (depending on needed precision)	1.5 102.35
REAL_CURRENCY	xs:double or xs:float (depending on needed precision)	1.5 102.35
BOOLEAN	xs:boolean  with "Yes" mapped to "true" and "No" mapped to "false"	Yes  No
IRI	xs: anyURI or mapped to ReferenceElement	<a href="http://www.eclass-cdp.com">http://www.eclass-cdp.com</a>
IRDI	xs:string or mapped to ReferenceElement  <div>Note: for details, please see Part 1 of the document series "Specification of the Asset Administration Shell"</div>	0173-1#01-ADG629#001
RATIONAL	xs:string	1/3 1 2/3
RATIONAL_MEASURE	xs:string	1/3 1 2/3
TIME	xs:time	12:45
TIMESTAMP	xs:dateTime	1979-01-15T12:45:00Z

Data Type IEC 61360	xsd Value Type <sup>[ 1]</sup>	Example Values IEC 61360 <sup>[ 1]</sup>
FILE	<p><i>Mapped to submodel element File, i.e. type PathType</i></p> <p>Note: for details, please see Part 1 of the document series "Specification of the Asset Administration Shell"</p>	./documents/example.pdf
HTML	<p><i>Mapped to submodel element Blob, i.e. type BlobType</i></p> <p>Note: for details, please see Part 1 of the document series "Specification of the Asset Administration Shell"</p>	
BLOB	<p><i>Mapped to submodel element Blob, i.e. type BlobType</i></p> <p>Note: for details, please see Part 1 of the document series "Specification of the Asset Administration Shell"</p>	

## Category of Concept Descriptions

Note: the attribute category of referables was set to deprecated in V3.0 of Part 1. Hence, this clause informs about the meaning, in case applications are still using the attribute category.

Although the IEC 61360 attributes listed in this template are defined for properties and values only, it is also possible to use the template for other definitions as long as no specific data specifications for concept descriptions for these elements are available. This is shown in [Table 2](#), [Table 3](#) and [Table 5](#).

For the meaning of the content attributes of the IEC 61360 data specification template, please refer to IEC 61360 and/or ECLASS.

The data specification template can be used to describe both properties and values.

See [Overview Relationship Metamodel Part 1 & Data Specifications IEC 61360](#) on how data specification templates are related to concept descriptions. [Figure 12](#) lists all categories used for concept descriptions<sup>[6]</sup>.

The following tables recommend using specific categories to distinguish which kind of concept is described. They also give advice on which attributes need to be filled for which category of concept description.

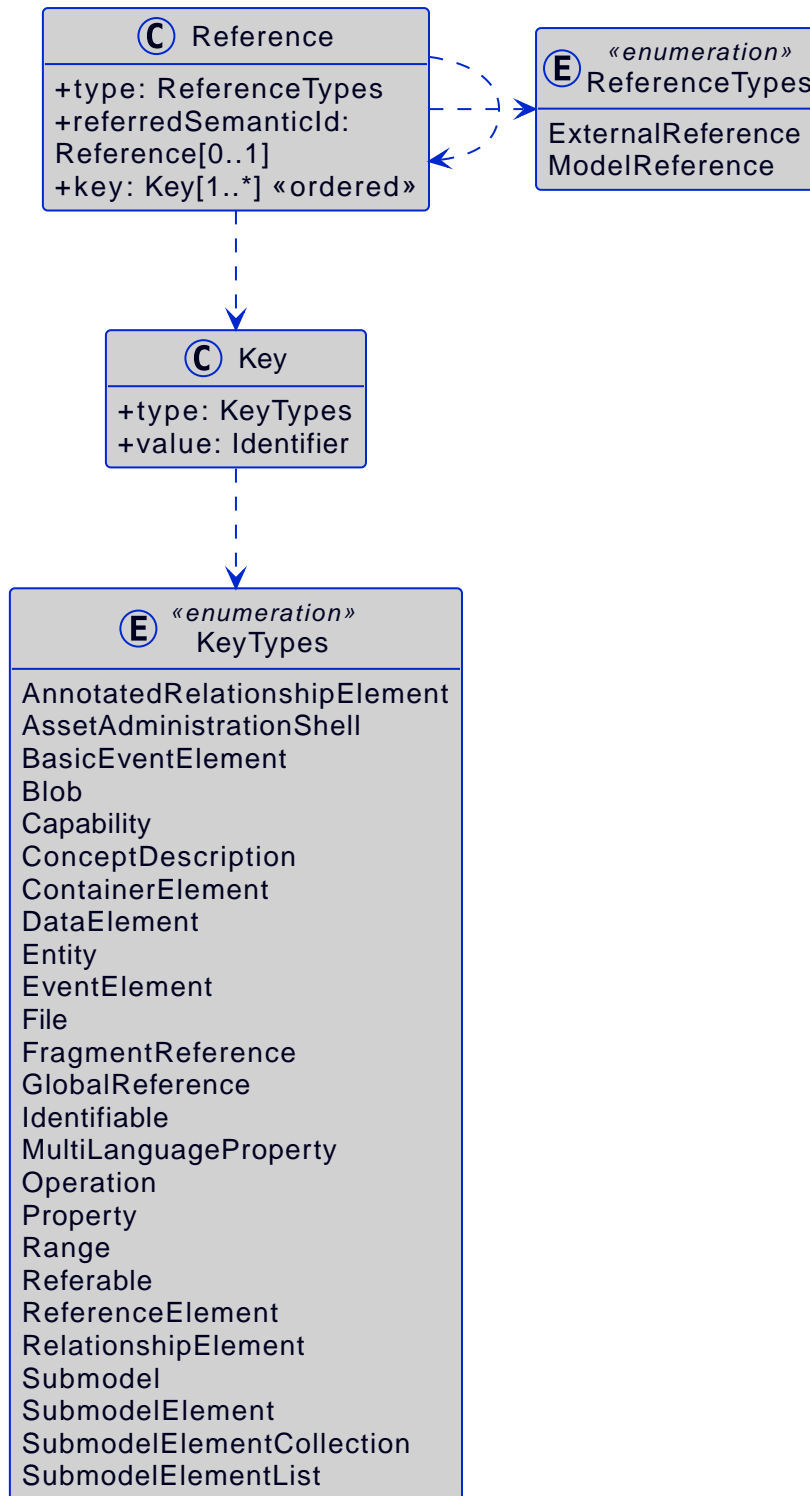


Figure 12. Categories of Concept Descriptions (non-normative)

Table 2. IEC61360 Data Specification Template for Properties and Ranges

Attribute <sup>[1]</sup>	Property	Property	Property	MultiLanguageProperty	Range
Category of Concept Description	VALUE	PROPERTY	PROPERTY	PROPERTY	PROPERTY
Category of SubmodelElement	CONSTANT	VARIABLE	PARAMETER	—	—

<i>preferredName</i> <sup>[8]</sup>	m	m	m	m	m
<i>shortName</i>	(m)	(m)	(m)	(m)	(m)
<i>unit</i>	(m)	(m)	(m)	—	(m)
<i>unitId</i>	(m)	(m)	(m)	—	(m)
<i>sourceOfDefinition</i>	o	o	o	o	o
<i>symbol</i>	o	o	o	—	—
<i>dataType</i>	m <sup>[9]</sup>	m <sup>8</sup>	m <sup>8</sup>	STRING_TRANSLATABLE	INTEGER_* or REAL_*
<i>definition</i>	(m)	m	m	m	m
<i>valueFormat</i>	o	o	o	—	o
<i>valueList</i>	—	o	o	—	—
<i>value</i>	m	—	—	—	—
<i>valueId</i>	o	—	—	—	—
<i>levelType</i>	—	—	—	—	Min = true Max = true

Table 3. IEC61360 Data Spec. Template for Other Data Elements, Relationships Elements and Capabilities

Attribute <sup>*6*</sup>	Reference Element	*File* <sup>[1]</sup>	Blob <sup>9</sup>	Capability <sup>9</sup>	Relationship Element <sup>9</sup>	Annotated Relationship Element <sup>9</sup>
Category of Concept Description	REFERENCE	DOCUMENT	DOCUMENT	CAPABILITY	RELATIONSHIP	RELATIONSHIP
Category of Submodel Element	--	--	--	--	--	--
<i>preferredName</i> <sup>7</sup>	m	m	m	m	m	m
<i>shortName</i>	(m)	(m)	(m)	(m)	(m)	(m)
<i>unit</i>	—	—	—	—	—	—
<i>unitId</i>	—	—	—	—	—	—
<i>sourceOfDefinition</i>	o	o	o	o	o	o
<i>symbol</i>	—	—	—	—	—	—

Attribute*6*	ReferenceElement	*File*[1]	Blob <sup>9</sup>	Capability <sup>9</sup>	RelationshipElement <sup>9</sup>	Annotated RelationshipElement <sup>9</sup>
dataType	string or Iri or Irdi or Icid or iso29002Irdi	file	blob or html5	—	—	—
definition	m	m	m	m	m	m
valueFormat	—	—	—	—	—	—
valueList	—	—	—	—	—	—
value	—	—	—	—	—	—
valueId	—	—	—	—	—	—
levelType	—	—	—	—	—	—

Table 4. IEC612360 Data Specification Template for Other Submodel Elements

Attribute	SubmodelElementList <sup>9</sup>	SubmodelElementCollection <sup>9</sup>	Operation <sup>9</sup>	EventElement <sup>9</sup>	Entity <sup>9</sup>
Category of Concept Description	COLLECTION	ENTITY	FUNCTION	EVENT	ENTITY
Category of SubmodelElement	--	--	--	--	--
preferredName <sup>7</sup>	m	m	m	m	m
shortName	(m)	(m)	(m)	(m)	(m)
unit	—	—	—	—	—
unitId	—	—	—	—	—
sourceOfDefinition	o	o	o	o	o
symbol	—	—	—	—	—
dataType	—	—	—	—	—
definition	m	m	m	m	m
valueFormat	—	—	—	—	—
valueList	—	—	—	—	—
value	—	—	—	—	—

Attribute	SubmodelElement List <sup>9</sup>	Submodel Element Collection <sup>9</sup>	Operation <sup>9</sup>	EventElement <sup>9</sup>	Entity <sup>9</sup>
valueId	—	—	—	—	—
levelType	—	—	—	—	—

Table 5. Other Elements with semanticId

Attribute	Submodel <sup>9</sup>	Qualifier <sup>9</sup>	SpecificAssetId
Category of Concept Description	APPLICATION_CLASS	QUALIFIER_TYPE	PROPERTY
Category of Element	--	--	--
preferredName	m	m	m
shortName	(m)	(m)	(m)
unit	—	—	
unitId	—	—	—
sourceOfDefinition	o	o	o
symbol	—	—	—
dataType	—	m	m
definition	m	m	m
valueFormat	—	o	o
valueList	—	o	—
value	—	—	—
valueId	—	—	—
levelType	—	—	—

## Cross-Constraints and Invariants for Predefined Data Specifications (normative)

### General

This clause documents constraints in the context of the predefined data specifications that cannot be assigned to a single class, i.e. that are no class invariants.

[A class invariant is a constraint that must be true for all instances of a class at any time.](#)

Note: these constraints include elements of Part 1 Metamodel, IDTA-01001

## Constraints for Data Specification IEC61360

Constraint AASc-3a-004: For a `_ConceptDescription_` with `_category_` `_PROPERTY_` or `_VALUE_` using data specification template IEC61360 (``\http://admin-shell.io/DataSpecificationTemplates/DataSpecificationIec61360/3``), [DataSpecificationIec61360/dataType](#) is mandatory and shall be one of `_DATE`, `STRING`, `STRING_TRANSLATABLE`, `INTEGER_MEASURE`, `INTEGER_COUNT`, `INTEGER_CURRENCY`, `REAL_MEASURE`, `REAL_COUNT`, `REAL_CURRENCY`, `BOOLEAN`, `RATIONAL`, `RATIONAL_MEASURE`, `TIME`, `TIMESTAMP_`.

Note: categories are deprecated since V3.0 of Part 1 of the document series "Specification of the Asset Administration Shell"

Constraint AASc-3a-005: For a `_ConceptDescription_` with `_category_` `_REFERENCE_` using data specification template IEC61360 (``\http://admin-shell.io/DataSpecificationTemplates/DataSpecificationIec61360/3``), [DataSpecificationIec61360/dataType](#) shall be one of `STRING`, `IRI`, `IRDI`.

Note: categories are deprecated since V3.0 of Part 1 of the document series "Specification of the Asset Administration Shell"

Constraint AASc-3a-006: For a `_ConceptDescription_` with `_category_` `DOCUMENT` using data specification template IEC61360 (``\http://admin-shell.io/DataSpecificationTemplates/DataSpecificationIec61360/3``), [DataSpecificationIec61360/dataType](#) shall be one of `_FILE`, `BLOB`, `HTML_`.

Note: categories are deprecated since V3.0 of Part 1 of the document series "Specification of the Asset Administration Shell"

Constraint AASc-3a-007: For a `_ConceptDescription_` with `_category_` `QUALIFIER_TYPE` using data specification template IEC61360 (``\http://admin-shell.io/DataSpecificationTemplates/DataSpecificationIec61360/3``), [DataSpecificationIec61360/dataType](#) is mandatory and shall be defined.

Note: categories are deprecated since V3.0 of Part 1 of the document series "Asset Administration Shell Specification"

Constraint AASc-3a-008: For a `_ConceptDescription_` using data specification template IEC61360 (``\http://admin-shell.io/DataSpecificationTemplates/DataSpecificationIec61360/3``), [DataSpecificationIec61360/definition](#) is mandatory and shall be defined at least in English. Exception: the concept description describes a value, i.e. `_DataSpecificationIec61360/value_` is defined.

Constraint AASc-3a-003: For a `_ConceptDescription_` referenced via [ValueList/valueId](#) and using data specification template IEC61360 (`http://admin-shell.io/DataSpecificationTemplates/DataSpecificationIec61360/3`), [DataSpecificationIec61360/value](#) shall be set.

Constraint AASc-3a-050: If the `_DataSpecificationContent_` [DataSpecificationIec61360](#) is used for an element, the value of `_HasDataSpecification/dataSpecification_` shall contain the external reference to the IRI of the corresponding data specification template ``\https://admin-shell.io/DataSpecificationTemplates/DataSpecificationIec61360/3``.



## Primitive and Simple Data Types (normative)

### Predefined Simple Data Types

The metamodel of the Asset Administration Shell uses some of the predefined simple data types of the XML Schema Definition (XSD) as its basic data types. For an overview of the types used in this document, see [Table 6](#). Their definition is outside the scope of this document.

The meaning and format of xsd types is specified in XML Schema 1.0 (<https://www.w3.org/TR/xmlschema-2>). The simple type "langString" is specified in the Resource Description Framework (RDF)<sup>[1]</sup>.

Table 6. Simple Data Types Used in Metamodel

Source	Basic Data Type	Value Range	Sample Values
xsd	<a href="#">boolean</a>	true, false	true, false
xsd	<a href="#">string</a>	Character string (but not all Unicode character strings)	"Hello world", "העולם שלום", "העולם שלום"
rdf	langString	Strings with language tags	"Hello"@en, "Hallo"@de. Note that this is written in RDF/Turtle syntax, and that only "Hello" and "Hallo" are the actual values.

Simple data types start with a small letter.

### Basic and Primitive Data Types

[Table 7](#) lists the Primitives used in the metamodel. Primitive data types start with a capital letter.

Table 7. Primitive Data Types Used in Metamodel

Primitive	Definition	Value Examples
DefinitionTypeelec61360	<i>LangStringSet</i>  Each langString within the array of strings has a length of maximum 1023 and a minimum of 1 characters.	"Greatest permissible rotation speed with which the motor or feeding unit may be operated."  <div>Note: see <a href="#">Figure 2. Example Property from ECLASS</a></div>

Primitive	Definition	Value Examples
LangStringSet	<p><i>Array of elements of type langString</i></p> <p>Note 1: langString is a RDF data type</p> <p>Note 2: a langString is a string value tagged with a language code</p> <p>The realization of a langString depends on the serialization rules for a technology.</p> <p>Note: as defined in Part 1 Metamodel, IDTA-01001</p>	<p>In xml:</p> <pre>&lt;aas:langString lang="EN"&gt;This is a multi-language value in English&lt;/aas:langString&gt; &lt;aas:langString lang="DE"&gt;Das ist ein Multi-Language-Wert in Deutsch&lt;/aas:langString&gt;</pre> <p>In rdf:</p> <pre>"This is a multi-language value in English"@en ; "Das ist ein Multi-Language-Wert in Deutsch"@de</pre> <p>In JSON:</p> <pre>"description": [   {     "language": "en",     "text": "This is a multi-language value in English."   },   {     "language": "de",     "text": "Das ist ein Multi-Language-Wert in Deutsch."   } ]</pre>
PreferredNameTypeec61360	<p><i>LangStringSet</i></p> <p>Each <i>string</i> with a length of maximum 255 and minimum of 1 characters.</p> <p>Note 1: it is advised to keep the length of the name limited to 35 characters.</p> <p>Note 2: for details, please refer to <a href="#">[IEC61360-1]</a>, preferred_name</p>	<p>"max. rotation speed"@en</p> <p>Note: see <a href="#">Figure 2. Example Property from ECLASS</a></p>

Primitive	Definition	Value Examples
ShortNameTypeiec61360	<p><i>LangStringSet</i></p> <p>Each <i>string</i> with a length of maximum 18 and a minimum of 1 characters.</p> <p>Note: for details, please refer to <a href="#">[IEC61360-1]</a>, short_name</p>	<p>"d_out"</p> <p>Note: See <a href="#">Figure 6. Example for Property with Level Type from IEC CDD</a></p>
ValueFormatTypeiec61360	<p><i>string</i></p> <p>Note: for details, please refer to <a href="#">[IEC61360-1]</a>, value_format. The value format is based on ISO 13584-42 and IEC 61360-2.</p>	<p>"NR3..3.3ES2"</p> <p>Note: See <a href="#">Figure 6</a></p>
ValueTypeiec61360	<p><i>string</i> with a length of maximum 2048 and minimum of 1 characters.</p>	<p>"Blue"</p> <p>"1000"</p>

## Mappings to Data Formats to Share I4.0-Compliant Information (normative)

### General

Part 1 of this document series (IDTA-01001) introduces different serialization formats: XML, JSON and RDF. Part 1 also introduces the implementation guide for embedded data specifications. This is why the different formats are described in IDTA-01001.

[3] see also <https://eclass.eu/support/technical-specification/data-model/irdi-path>

[4] *Property/valueType*, *Range/valueType*, etc. are each of type *DataTypeDefXsd* Note: for submodel elements like *Blob* and *File* or *MultiLanguageProperty* and *ReferenceElement*, there is no explicitly defined *valueType* attribute because the data type is implicitly defined and fix (*BlobType*, *PathType* or *MultiLanguageTextType*, *Reference*)

[5] Source for most examples for the different IEC 61360 data types: <https://eclass.eu/support/technical-specification/structure-and-elements/value>. The IRDI example for STRING was moved to IRDI.

[6] Note: although the possible categories are listed as enumeration, no enumeration has been defined for Referable/category

[7] m = mandatory, o = optional, (m) = conditionally mandatory or recommended to be added

[8] Mandatory in at least one language. Preferably, an English preferred name should always be defined.

[9] All IEC 61360 data types except STRING\_TRANSLATABLE, IRI, IRDI, HTML, FILE, BLOB.

[10] Template only used until explicit template is available for defining the corresponding types of elements.

[11] see: <https://www.w3.org/TR/rdf11-concepts/>

## Summary and Outlook

This document provides a metamodel for specifying a data specification template for defining concept descriptions for properties and values. This data specification templates are conformant to IEC 61360.

This document is part of the document series "Specification of the Asset Administration Shell".

Additional parts of the document series cover (see [\[14\]](#)):

- the information model that is the basis for file exchange and interface payload definition (IDTA-01001, Part 1),
- interfaces and APIs for accessing the information of Asset Administration Shells (IDTA-01002, Part 2),
- security aspects including access control (IDTA-01004, part 4),
- a file exchange format AASX (IDTA-01005, Part 5),

Additional parts are in preparation:

- physical units as used to define the semantics of quantifiable properties in IEC 61360 (IDTA-01003-b, Part 3b).

## Annex

### Background

### General

This clause provides general information about sources of information and relevant concepts for the data specification under consideration, as well as its usage in the context of the Asset Administration Shell. It is not normative.

### Data Elements (Part 1)

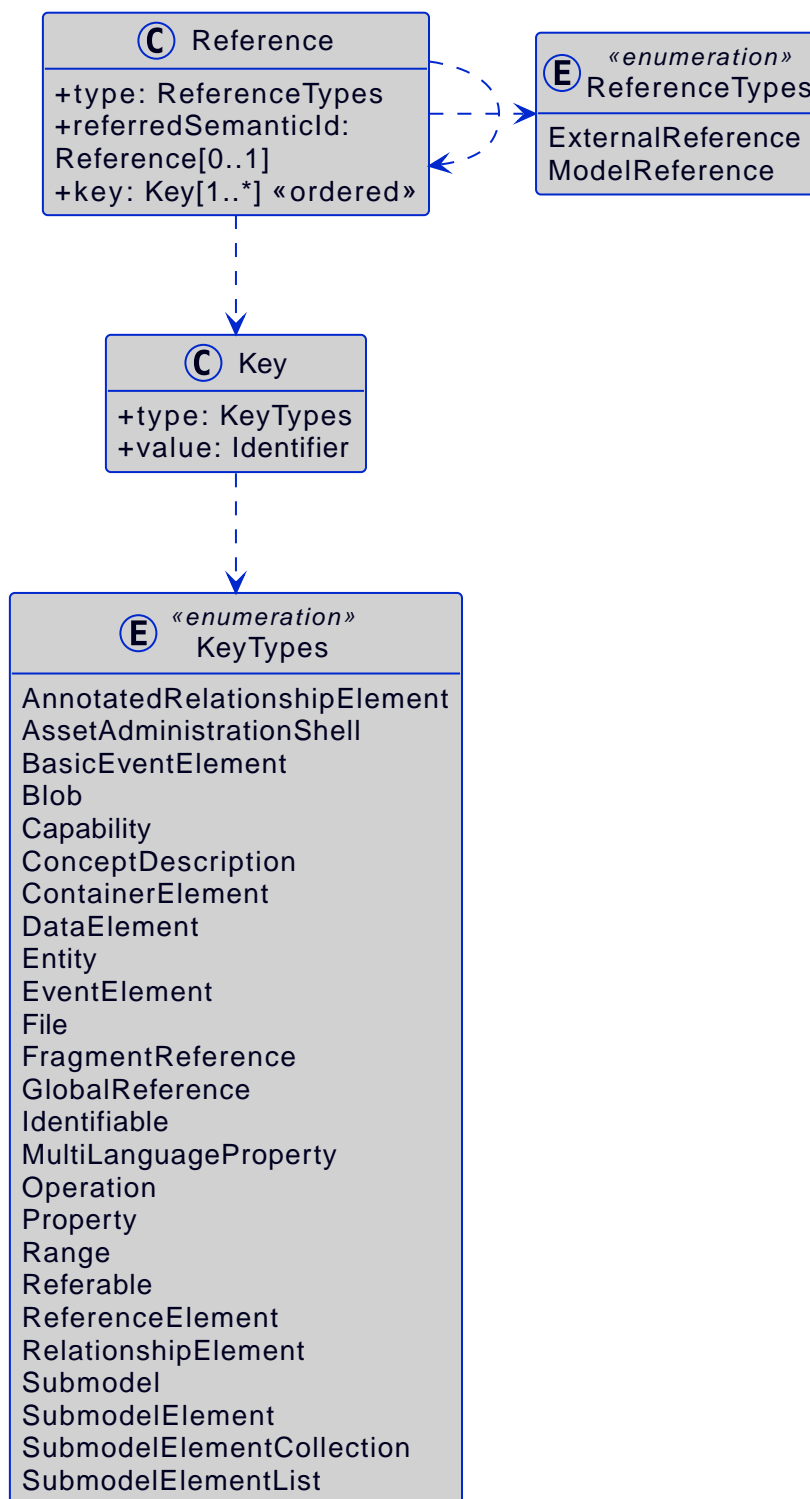


Figure 13. Metamodel of Data Elements (Part 1)

The data specification template IEC61360 is relevant for the definition of concept descriptions for data elements

(Figure 13). Submodel Elements inherit from *hasSemantics*, i.e. they have a semanticId and optionally some additional supplementary semantic IDs (Figure 14).

Figure Overview Relationship Metamodel Part 1 a & Data Specifications IEC 61360 gives an overview of the relationship of concept descriptions (*ConceptDescription*) and data specifications (*DataSpecification*, *DataSpecificationContent* and *HasDataSpecification*) from Part 1 for this concrete data specification template.

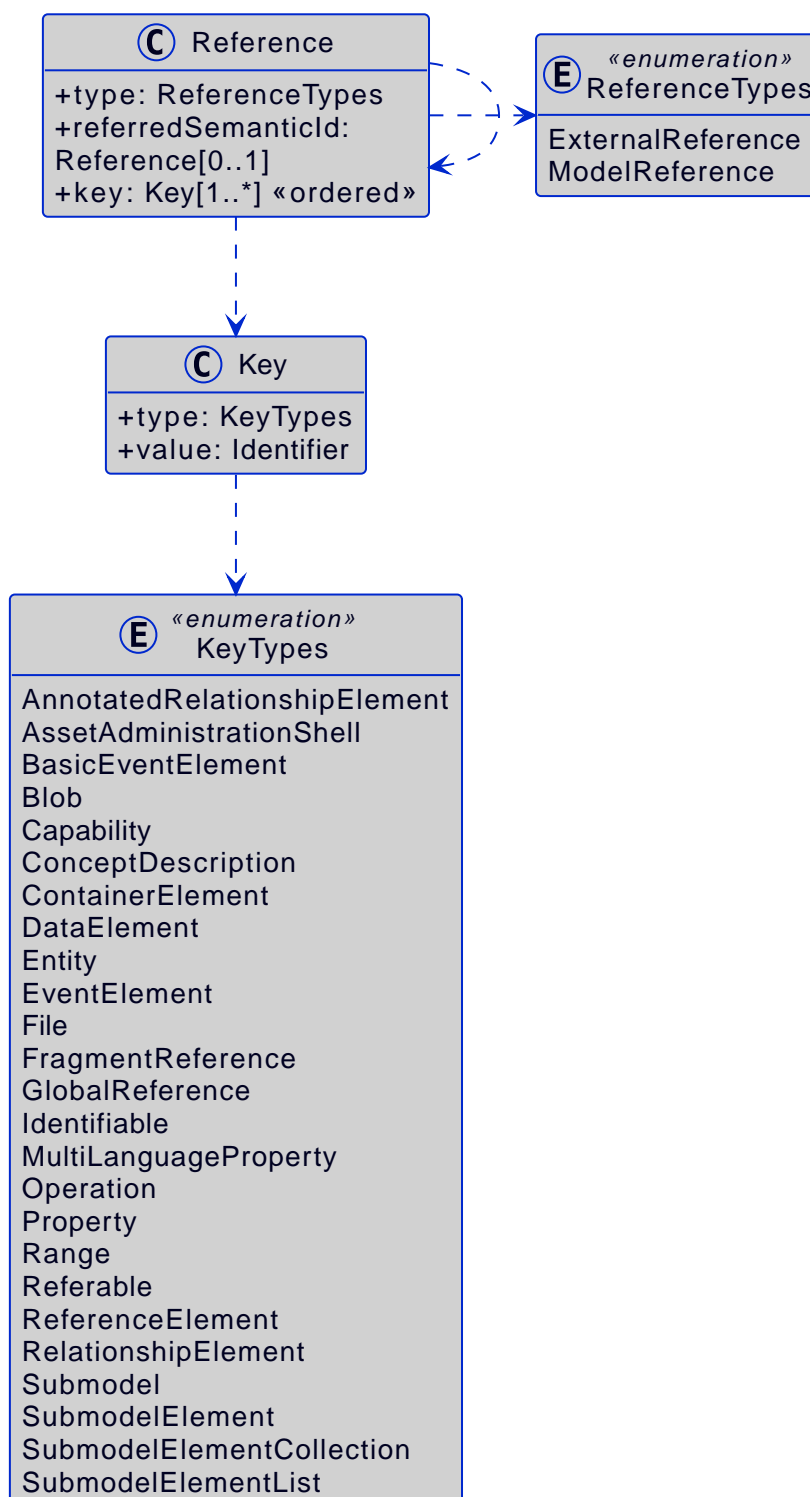


Figure 14. Metamodel of *HasSemantics* (Part 1)

Clause [Category of Concept Descriptions](#) describes how to use the data specification template to describe further of the metamodel as specified in Part 1 that may also have semantics assigned to them (by inheriting from *HasSemantics*): *Submodel*, all other *SubmodelElements*, *SpecificAssetId*, *Qualifier*, and *Extension*. In these cases, the preferred name and the definition are mainly used to provide a minimum of information on what the corresponding value is about.

## Examples

[Figure 15](#) shows an example of a property with idShort "MaxRotationSpeed" with a semantic ID referring to a concept description "MaxRotationSpeed". The concept description shows that MaxRotationSpeed is a quantitative property because the data type is one of \*\_MEASURE, namely INTEGER\_MEASURE. In this case, the definition of a physical unit is mandatory. It is "1/min" for MaxRotationSpeed. A unique ID is also provided for this physical unit. Concept descriptions for physical units are described e.g. in Part 4b of this document series on the Details of the Asset Administration Shell.

The type INTEGER\_MEASURE of the concept description is mapped to xs:integer of the property.

Submodel Element (Property)	
<b>Referable:</b>	
idShort:	MaxRotationSpeed
category:	PARAMETER
<b>HasExtension:</b>	
<b>Kind (of model):</b>	
kind:	Instance
<b>Semantic ID:</b>	
semanticId:	(ConceptDescription) 0173-1#02-BAA120#008
<b>Supplemental Semantic IDs:</b>	
<b>Qualifiable:</b>	
<b>HasDataSpecification (Reference):</b>	
<b>ConceptDescription</b>	
<b>Referable:</b>	
idShort:	MaxRotationSpeed
category:	PROPERTY
<b>HasExtension:</b>	
<b>Identifiable:</b>	
id:	0173-1#02-BAA120#008
id (Base64):	MDE3My0xIzAyLUJBQTEyMCMwMDg=
version:	008
revision:	
<b>isCaseOf:</b>	
<b>HasDataSpecification (records of embedded data specification):</b>	
<b>dataSpec.[0] / Reference:</b>	
dataSpec.[0]:	(GlobalReference) <a href="http://admin-shell.io/DataSpecificationTemplates/DataSpecificationIEC61360/3/0">http://admin-shell.io/DataSpecificationTemplates/DataSpecificationIEC61360/3/0</a>
<b>dataSpec.[0] / Content:</b>	
<b>Data Specification Content IEC61360:</b>	
preferredName:	[en] Max. rotation speed
unit:	1/min
unitId:	(GlobalReference) 0173-1#05-AAA650#003
dataType:	INTEGER_MEASURE
definition:	[en] Greatest permissible rotation speed with which the motor or feeding unit may be operated
<b>Property</b>	
valueType:	xs:integer
value:	5000

Figure 15. Example Quantitative Property MaxRotationSpeed in AASX Package Explorer

Figure 16 shows a property "CoolingType". Its semanticId references a concept description that defines a value list (*DataSpecificationIec612360/valueList*) with two values BAB657 and BAB611.



Submodel Element (Property)	
<b>Referable:</b>	
idShort:	CoolingType
category:	PARAMETER
<b>HasExtension:</b>	
<b>Kind (of model):</b>	
kind:	Instance
<b>Semantic ID:</b>	
semanticId:	(ConceptDescription) 0173-1#02-BAE122#006
<b>Supplemental Semantic IDs:</b>	
<b>Qualifiable:</b>	
<b>HasDataSpecification (Reference):</b>	
ConceptDescription	
<b>Referable:</b>	
idShort:	CoolingType
category:	PROPERTY
<b>HasExtension:</b>	
<b>Identifiable:</b>	
id:	0173-1#02-BAE122#006
id (Base64):	MDE3My0xIzAyLUJBRTYyMiMwMDY=
<b>HasDataSpecification (records of embedded data specification):</b>	
<b>dataSpec.[0] / Reference:</b>	
dataSpec.[0]:	(GlobalReference) http://admin-shell.io/DataSpecificationTemplates/DataSpecificationIEC61360/3/0
<b>dataSpec.[0] / Content:</b>	
<b>Data Specification Content IEC61360:</b>	
preferredName:	[en] Summary of various types of cooling, for use as search criteria that limit a selection
dataType:	STRING
<b>Pair 1: BAB657</b>	
value:	BAB657
valueId:	(GlobalReference) 0173-1#07-BAB657#003
<b>Pair 2: BAB611</b>	
value:	BAB611
valueId:	(GlobalReference) 0173-1#07-BAB657#003
Property	
valueType:	xs:string
value:	BAB657
<b>ValueID</b>	
valueId:	(ConceptDescription) 0173-1#07-BAB657#003

Figure 16. Example Property with Enumeration in AASX Package Explorer

Figure 17 shows the concept description for the value BAB657 that was used in the enumeration in Figure 16. Most attributes are not relevant (see Clause [Category of Concept Descriptions](#)). However, it is mandatory to set the attribute *DataSpecificationIec61360/value*, the *preferredName* (open circuit, external cooling), and the data type (for enumeration, the data type is typically just STRING).

ConceptDescription	
<b>Referable:</b>	
idShort:	BAB657
category:	VALUE
<b>HasExtension:</b>	
<b>Identifiable:</b>	
id:	0173-1#07-BAB657#003
id (Base64):	MDE3My0xIzA3LUJBQjY1NyMwMDM=
<b>HasDataSpecification (records of embedded data specification):</b>	
<b>dataSpec.[0] / Reference:</b>	
dataSpec.[0]:	(GlobalReference) http://admin-shell.io/DataSpecificationTemplates/DataSpecificationIEC61360/3/0
<b>dataSpec.[0] / Content:</b>	
<b>Data Specification Content IEC61360:</b>	
preferredName:	[en] open circuit, external cooling
dataType:	STRING
value:	BAB657

Figure 17. Example Value Concept Description in AASX Package Explorer

## Referencing (Part 1)

Besides the abstract class *HasSemantics*, the referencing concept explained in Part 1 is also relevant (Figure 18). In the case of the data specification template IEC61360, the only relevant key types are "GlobalReference" and "ConceptDescription". In case the concept description is a shadow copy of an existing data dictionary and uses the same ID, it is recommended to use the Global Reference for the *DataSpecificationIec61360/unitId* or *ValueReferencePair/valueId*. Otherwise, a model reference with *Key/type* equal to *ConceptDescription* is used.

The same applies to *HasSemantics/semanticId* and semantic IDs in *HasSemantics/supplementalSemanticIds*.

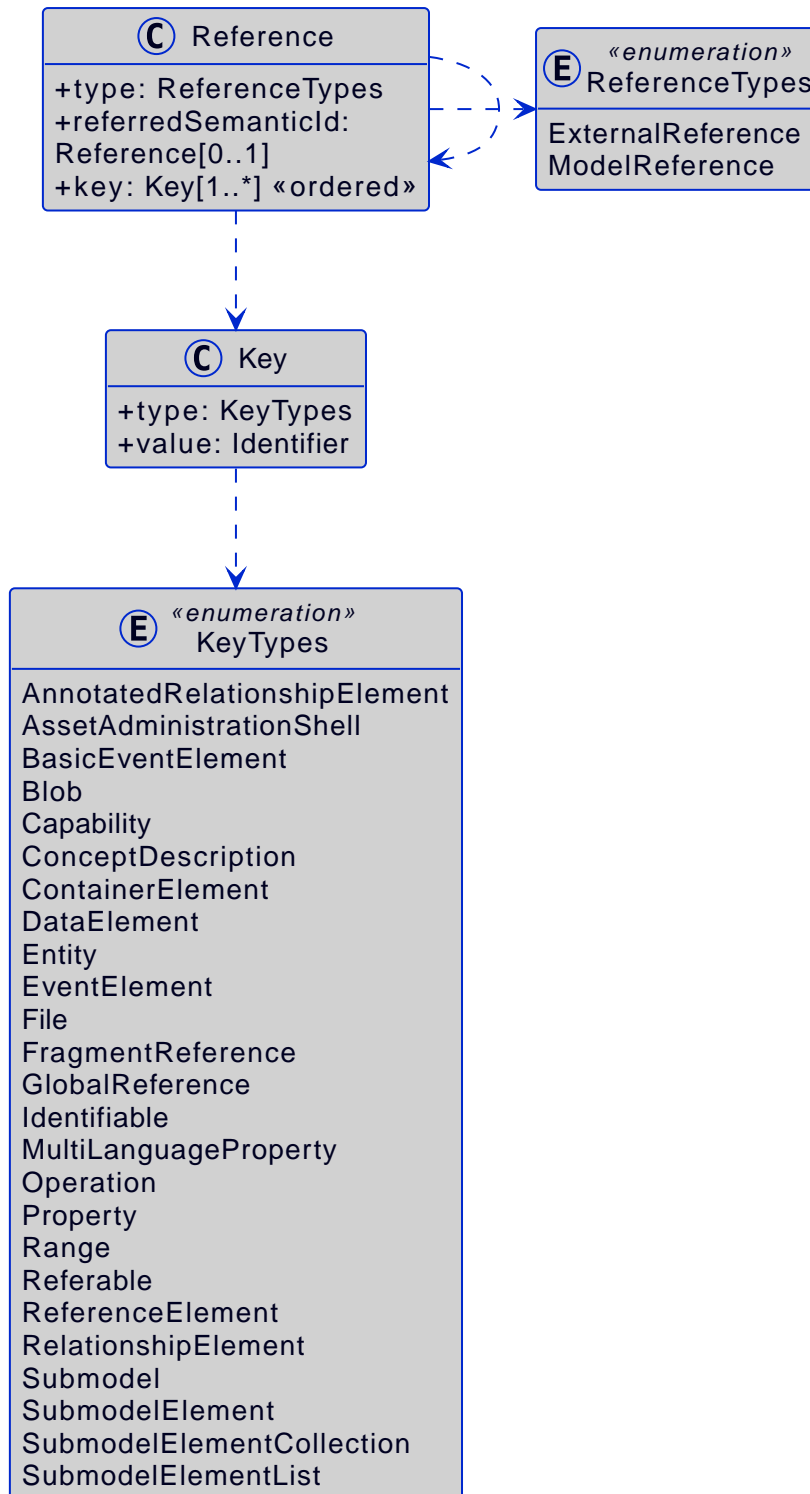


Figure 18. Metamodel of Reference (Part 1)

## Backus Naur Form

The Backus-Naur form (BNF) – a meta-syntax notation for context-free grammars – is used to define grammars. For more information see [Wikipedia](https://en.wikipedia.org/wiki/Backus-Naur_form).

A BNF specification is a set of derivation rules, written as

```
<symbol> ::= __expression__
```

where:

- `<symbol>` is a [nonterminal](#) (variable) and the [expression](#) consists of one or more sequences of either terminal or nonterminal symbols,
- `::=` means that the symbol on the left must be replaced with the expression on the right,
- more sequences of symbols are separated by the [vertical bar](#) `"|"`, indicating a [choice](#), the whole being a possible substitution for the symbol on the left,
- symbols that never appear on a left side are [terminals](#), while symbols that appear on a left side are [non-terminals](#) and are always enclosed between the pair of angle brackets `<>`,
- terminals are enclosed with quotation marks: `"text"`. `""` is an empty string,
- optional items are enclosed in square brackets: `[<item-x>]`,
- items existing 0 or more times are enclosed in curly brackets are suffixed with an asterisk (\*) such as `<word> ::= <letter> {<letter>}*;`
- items existing 1 or more times are suffixed with an addition (plus) symbol, `+`, such as `<word> ::= {<letter>}+`,
- round brackets are used to explicitly to define the order of expansion to indicate precedence, example: `( <symbol1> | <symbol2> ) <symbol3>`,
- text without quotation marks is an informal explanation of what is expected; this text is cursive if grammar is non-recursive and vice versa.

#### Example:

```

<contact-address> ::= <name> "e-mail addresses:" <e-mail-Addresses>

<e-mail-Addresses> ::= {<e-mail-Address>}*

<e-mail-Address> ::= <local-part> "@" <domain>

<name> ::= characters

<local-part> ::= characters conformant to local-part in RFC 5322

<domain> ::= characters conformant to domain in RFC 5322

```

Valid contact addresses:

```

Hugo Me e-mail addresses: Hugo@example.com

Hugo e-mail addresses: Hugo.Me@text.de

```

Invalid contact addresses:

```

Hugo

Hugo Hugo@ example.com

Hugo@example.com

```

## OMG UML General

This annex explains the UML elements used in this specification. For more information, please refer to the comprehensive literature available for UML. The formal specification can be found in [\[12\]](#).

[Figure 19](#) shows a class with name "Class1" and an attribute with name "attr" of type *Class2*. Attributes are owned by the class. Some of these attributes may represent the end of binary associations, see also [Figure 27](#). In this case, the instance of *Class2* is navigable via the instance of the owning class *Class1*.<sup>[3]</sup>

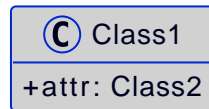


Figure 19. Class

[Figure 20](#) shows that *Class4* inherits all member elements from *Class3*. Or in other word, *Class3* is a generalization of *Class4*, *Class4* is a specialization of *Class3*. This means that each instance of *Class4* is also an instance of *Class3*. An instance of *Class4* has the attributes *attr1* and *attr2*, whereas instances of *Class3* only have the attribute *attr1*.

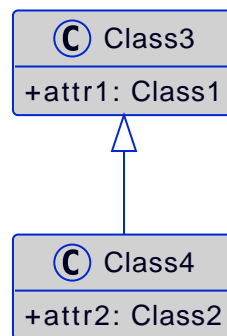


Figure 20. Inheritance/Generalization

[Figure 21](#) defines the required and allowed multiplicity/cardinality within an association between instances of *Class1* and *Class2*. In this example, an instance of *Class2* is always related to exactly one instance of *Class1*. An instance of *Class1* is either related to none, one, or more (unlimited, i.e. no constraint on the upper bound) instances of *Class2*. The relationship can change over time.

Multiplicity constraints can also be added to attributes and aggregations.

The notation of multiplicity is as follows:

<lower-bound>.. <upper-bound>

where <lower-bound> is a value specification of type Integer - i.e. 0, 1, 2, ... - and <upper-bound> is a value specification of type UnlimitedNatural. The star character (\*) is used to denote an unlimited upper bound.

The default is 1 for lower-bound and upper-bound.

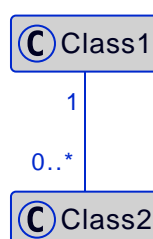


Figure 21. Multiplicity

A multiplicity element represents a collection of values. The default is a set, i.e. it is not ordered and the elements within the collection are unique and contain no duplicates. [Figure 22](#) shows an ordered collection: the instances of *Class2* related to an instance of *Class1*. The stereotype `<<ordered>>` is used to denote that the relationship is ordered.

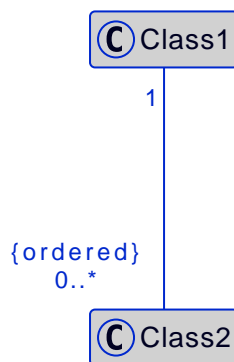


Figure 22. Ordered Multiplicity

[Figure 23](#) shows that the member ends of an association can be named as well, i.e. an instance of *Class1* can be in relationship "relation" to an instance of *Class2*. Vice versa, the instance of *Class2* is in relationship "reverseRelation" to the instance of *Class1*.

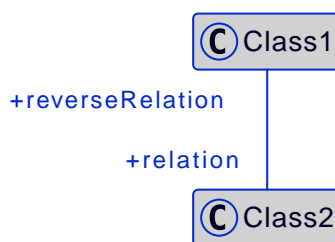


Figure 23. Association

[Figure 24](#) depicts two classes connected by a unidirectional association from *Class1* to *Class2*. In this association, only the endpoint is navigable, meaning it is possible to navigate from an instance of *Class1* to an instance of *Class2*, but not the other way around. An instance of *Class1* can be in a 'relation' with an instance of *Class2*, and the association is labeled 'Reference'.

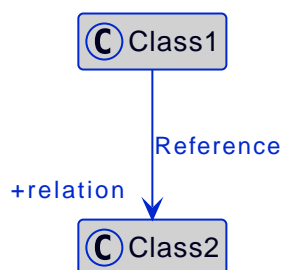


Figure 24. Association

A specialty in [Figure 24](#) is that the label 'Reference' indicates the relationship between *Class1* and *Class2* is of a *Reference* type. This means that an instance of *Class1* holds a reference to an instance of *Class2*. Furthermore, the instance of *Class2* is considered 'referable' according to the Asset Administration Shell metamodel, implying that it inherits from the predefined abstract class 'Referable' in the AAS framework. The structure of a reference to a model element of the Asset Administration Shell is explicitly defined.

[Figure 25](#) shows a composition, also called a composite aggregation. A composition is a binary association, grouping a set of instances. The individuals in the set are typed as specified by *Class2*. The multiplicity of instances of *Class2* to *Class1* is always 1 (i.e. upper-bound and lower-bound have value "1"). One instance of *Class2* belongs to exactly one instance of *Class1*. There is no instance of *Class2* without a relationship to an instance of *Class1*. [Figure 25](#) shows the composition using an association relationship with a filled diamond as composition adornment.



Figure 25. Composition (Composite Aggregation)

Figure 26 shows an aggregation. An aggregation is a binary association. In contrast to a composition, an instance of *Class2* can be shared by several instances of *Class1*. Figure 26 shows the shared aggregation using an association relationship with a hollow diamond as aggregation adornment.



Figure 26. Aggregation

Figure 27 illustrates that the attribute notation can be used for an association end owned by a class. In this example, the attribute name is "attr" and the elements of this attribute are typed with *Class2*. The multiplicity, here "0..\*", is added in square brackets. If the aggregation is ordered, it is added in curly brackets like in this example.

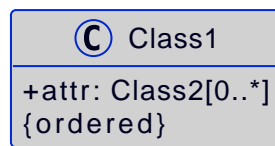


Figure 27. Navigable Attribute Notation for Associations

Figure 28 shows a class with three attributes with primitive types and default values. When a property with a default value is instantiated in the absence of a specific setting for the property, the default value is evaluated to provide the initial values of the property.

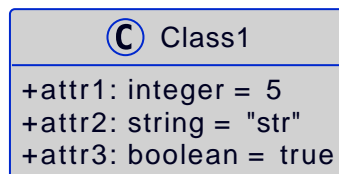


Figure 28. Default Value

Figure 29 shows that there is a dependency relationship between *Class1* and *Class2*. In this case, the dependency means that *Class1* depends on *Class2* because the type of attribute *attr* depends on the specification of class *Class2*. A dependency is depicted as dashed arrow between two model elements.

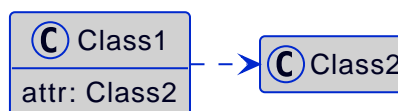


Figure 29. Dependency

Figure 30 shows an abstract class. It uses the stereotype <<abstract>>. There are no instances of abstract classes. They are typically used for specific member elements that are inherited by non-abstract classes.

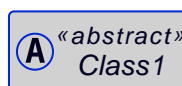


Figure 30. Abstract Class

Figure 31 shows a package named "Package2". A package is a namespace for its members. In this example, the member belonging to *Package2* is class *Class2*.

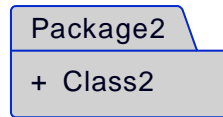


Figure 31. Package

Figure 32 shows that all elements in *Package2* are imported into the namespace defined by *Package1*. This is a special dependency relationship between the two packages with stereotype <<import>>.

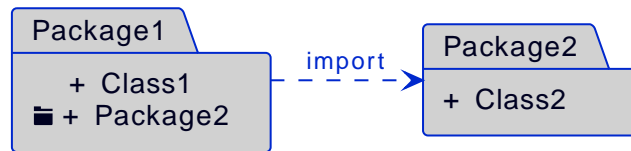


Figure 32. Imported Package

[annex::uml::image-76-enumeration] shows an enumeration with the name "Enumeration1". An enumeration is a data type with its values enumerated as literals. It contains two literal values, "a" and "b". It is a class with stereotype <<enumeration>>. The literals owned by the enumeration are ordered.

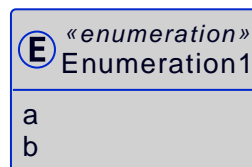


Figure 33 shows how a note can be attached to an element, in this example to class "Class1".



Figure 33. Note

Figure 34 shows how a constraint is attached to an element, in this example to class "Class1".

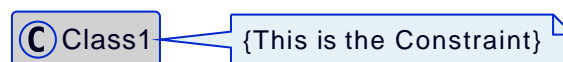


Figure 34. Constraint

## UML Naming Rules

The following rules are used for naming of classes, attributes etc.:

- all names use CamelCase; for exceptions see rules for Enumeration values,
- class names always start with a capital letter,
- attribute names always start with a small letter,
- primitive types start with a capital letter; exception: predefined types of XSD like string,
- enumerations start with a capital letter,
- names of member ends of an association start with a capital letter,
- all stereotypes specific to the Asset Administration Shell specification start with a capital letter, e.g. "<<Deprecated>>"; predefined stereotypes in UML start with a small letter, e.g. "<<abstract>>" or "<<enumeration>>".



In UML, the convention is to name associations and aggregations in singular form. The multiplicity is to be taken into account to decide on whether there are none, a single, or several elements in the corresponding association or aggregation.

Note: a plural form of the name of attributes with cardinality  $\geq 1$  may be needed in some serializations (e.g. in JSON). In this case, it is recommended to add an "s". In case of resulting incorrect English (e.g. isCaseOf isCaseOfs), it must be decided whether to support such exceptions.

## Templates, Inheritance, Qualifiers, and Categories

At first glance, there seems to be some overlapping within the concepts of data specification templates, extensions, inheritance, qualifiers, and categories introduced in the metamodel. This clause explains the commonalities and differences and gives hints for good practices.

In general, an extension of the metamodel by inheritance is foreseen. Templates might also be used as alternatives.

- Extensions can be used to add proprietary and/or temporary information to an element. Extensions do not support interoperability. They can be used as work-around for missing properties in the standard. In this case, the same extensions are attached to all elements of a specific class (e.g. to properties). However, in general, extensions can be attached in a quite arbitrary way. Properties are defined in a predefined way as key values pairs (in this case keys named "name").
- In contrast to extensions, templates aim at enabling interoperability between the partners that agree on the template. A template defines a set of attributes, each of them with clear semantics. This set of attributes corresponds to a (sub-)schema. Templates should only be used if different instances of the class follow different schemas and the templates for the schemas are not known at design time of the metamodel. Templates might also be used if the overall metamodel is not yet stable enough or a tool supports templates but not (yet) the complete metamodel. Typically, all instances of a specific class with the same category provide the same attribute values conformant to the template. In contrast to extensions, the attributes in the template have speaking names.

Note: categories are deprecated and should no longer be used.

- However, when using non-standardized proprietary data specification templates, interoperability cannot be ensured and thus should be avoided whenever possible.
- In case all instances of a class follow the same schema, inheritance and/or categories should be used.
- Categories can be used if all instances of a class follow the same schema but have different constraints depending on their category. Such a constraint might specify that an optional attribute is mandatory for this category (like the unit that is mandatory for properties representing physical values). Realizing the same via inheritance would lead to multiple inheritance – a state that is to be avoided<sup>[4]</sup>.

Note: categories are deprecated and should no longer be used.

- Qualifiers are used if the structure and the semantics of the element is the same independent of its qualifiers. Only the quality or the meaning of the value for the element differs.
- Value qualifiers are used if only the quantity but not the semantics of the value changes. Depending on the application, either both value and qualifier define the "real" semantics together, or the qualifier is not really relevant and is ignored by the application. Example: the actual temperature might be good enough for non-critical visualization of trends, independent of whether the temperature is measured or just estimated (qualifier would denote: measured or estimated).
- Concept qualifiers are used to avoid multiplying existing semantically clearly defined concepts with the corresponding qualifier information, e.g. life cycle.

- Template qualifiers are used to guide the creation and validation of element instances.

## Notes to Graphical UML Representation

Specific graphical modelling rules, which are used in this specification but not included in this form, are explained below [\[35\]](#).

[Figure 35](#) shows different graphical representations of a composition (composite aggregation). In Variant A, a relationship with a filled aggregation diamond is used. In Variant B, an attribute with the same semantics is defined. And in Variant C, the implicitly assumed default name of the attribute in Variant A is explicitly stated. This document uses notation B.

It is assumed that only the end member of the association is navigable per default, i.e. it is possible to navigate from an instance of *Class1* to the owned instance of *Class2* but not vice versa. If there is no name for the end member of the association given, it is assumed that the name is identical to the class name but starting with a small letter – compared to Variant C.

*Class2* instance only exists if the parent object of type *Class1* exists.

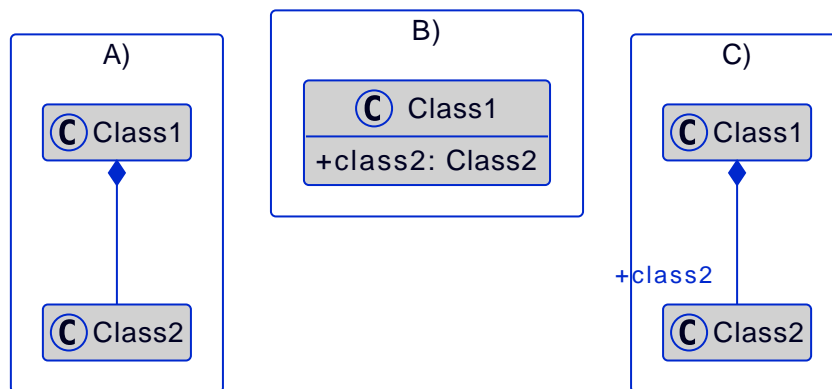


Figure 35. Graphical Representations of Composite Aggregation/Composition

[Figure 36](#) shows a representation of a shared aggregation: a *Class2* instance can exist independently of a *Class1* instance. It is assumed that only the end member of the aggregation association is navigable per default, i.e. it is possible to navigate from an instance of *Class1* to the owned instance of *Class2* but not vice versa.

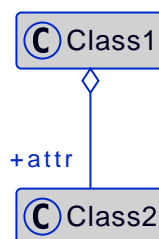


Figure 36. Graphical Representation of Shared Aggregation

[Figure 37](#) show different graphical representations of generalization. Variant A is the classical graphical representation as defined in [\[12\]](#). Variant B is a short form. The name of the class that *Class3* is inheriting from is depicted in the upper right corner.

Variant C not only shows which class *Class3* instances are inheriting from, but also what they are inheriting. This is depicted by the class name it is inheriting from, followed by "::<" and then the list of all inherited elements – here attribute *class2*. Typically, the inherited elements are not shown.

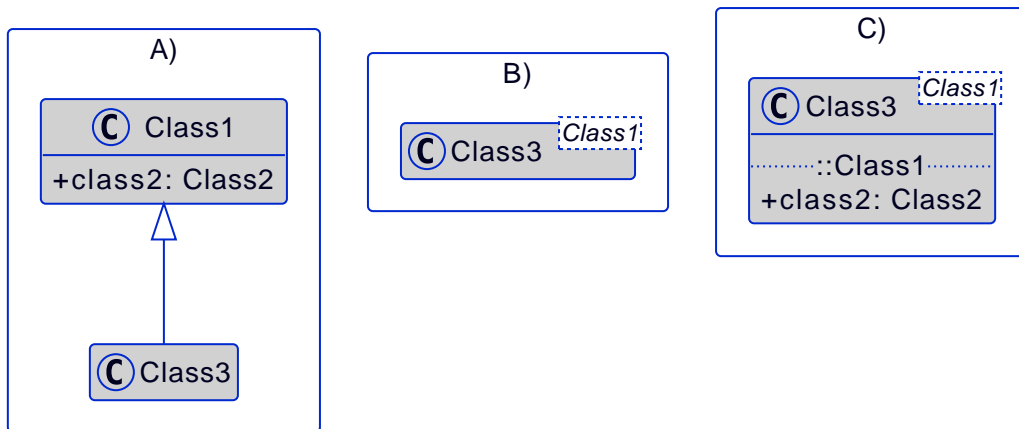


Figure 37. Graphical Representation of Generalization/Inheritance

Figure 38 depicts different graphical notations for enumerations in combination with inheritance. On the left side "Enumeration1" additionally contains the literals as defined by "Enumeration2".

Note 1: the direction of inheritance is opposite to the one for class inheritance. This can be seen on the right side of Figure 38 that defines the same enumeration but without inheritance.

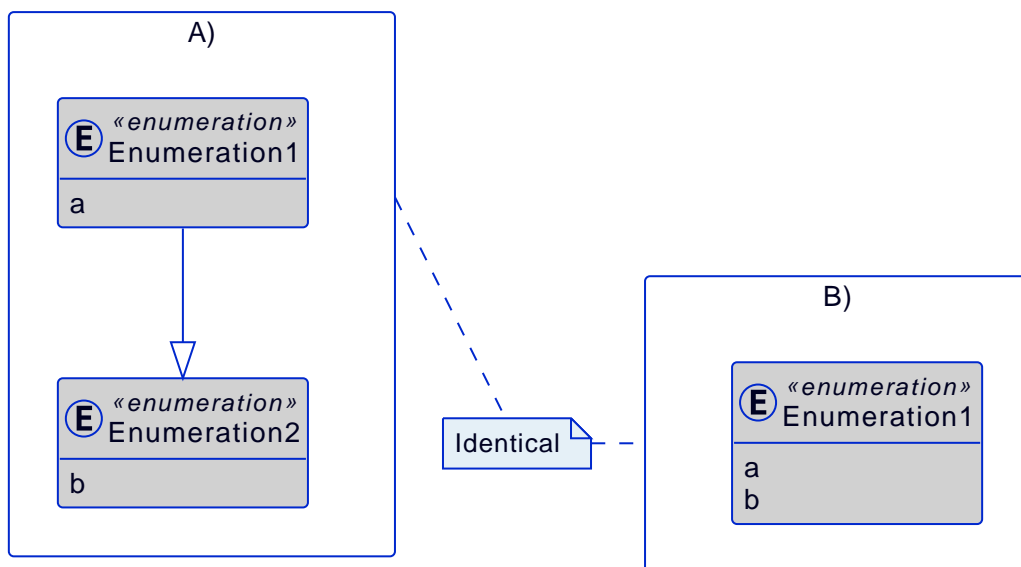


Figure 38. Graphical Representation for Enumeration with Inheritance

Note 2: in this specification all elements of an enumeration are ordered alphabetically.

Figure 39 shows an experimental class, marked by the stereotype "Experimental".

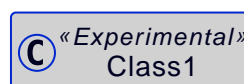


Figure 39. Graphical Representation for Experimental Classes

Figure 40 depicts a deprecated class, which is marked by the stereotype "Deprecated" whereas Figure 41 depicts a deprecated attribute within a class.

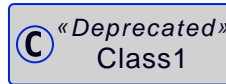


Figure 40. Graphical Representation for Deprecated Class

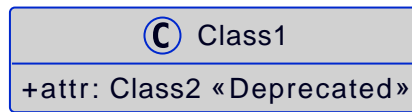


Figure 41. Graphical Representation for Deprecated Attribute

Figure 42 shows a class representing a template. It is marked by the stereotype "Template".

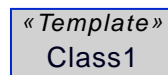


Figure 42. Graphical Representation of a Template Class

## UML Table Templates

### General

The templates used for element specification are explained in this annex. For details for the semantics see Legend for UML Modelling.

For capitalization of titles, rules according to <https://capitalizemytitle.com/> are used.

### Template for Classes

Template 8. Class

<b>Class:</b>	<Class Name> ["<<abstract>>"] ["<<Experimental>>"] ["<<Deprecated>>"] ["<<Template>>"]		
<b>Explanation:</b>	<Explanatory text>		
<b>Inherits from:</b>	{<Class Name> ";, " }+   "-"		
<b>ID:</b>	<metamodel element ID>		
Attribute	ID		
	Explanation	Type	Card.
<attribute or association name> ["<<ordered>>"] ["<<Experimental>>"] ["<<Deprecated>>"]	<metamodel element ID>		
	<Explanatory text>	<Type>	<Card>

ID is the metamodel ID of the class or attribute, conformant to the grammar defined in [Text Serialization of Values of Type "Reference"](#). A metamodel ID for a class attribute is concatenated by <ID of metamodel element ID of class>/<relative metamodel element ID>.

The following stereotypes can be used:

- <<abstract>>: Class cannot be instantiated but serves as superclass for inheriting classes
- <<Experimental>>: Class is experimental, i.e. usage is only recommended for experimental purposes because non-backward compatible changes may occur in future versions
- <<Deprecated>>: Class is deprecated, i.e. it is recommended to not use the element any longer; it will be removed in a next major version of the model
- <<Template>>: Class is a template only, i.e. class is not instantiated but used for additional specification purposes (for details see parts 3 of document series)

The following kinds of *Types* are distinguished:

- <Class>: Type is an object type (class); it is realized as composite aggregation (composition), and does not exist independent of its parent
- *ModelReference*<{Referable}>: Type is a Reference with *Reference/type=ModelReference* and is called model reference; the {Referable} is to be substituted by any referable element (including *Referable* itself for the most generic case) – the element that is referred to is denoted in the *Key/type=<{Referable}>* for the last *Key* in the model reference; for the graphical representation see Annex [UML](#) , Figure [Graphical Representation of Shared Aggregation](#); for more information on referencing see [Referencing](#).
- <Primitive>: Type is no object type (class) but a data type; it is just a value, see [Primitive and Simple Data Types](#)
- <Enumeration>: Type is an enumeration, see [Template for Enumerations](#)

*Card.* is the cardinality (or multiplicity) defining the lower and upper bound of the number of instances of the member element. "\*" denotes an arbitrary infinite number of elements of the corresponding Type. "0..1" means optional. "0..\*" or "0..3" etc. means that the list may be either not available (optional) or the list is not empty. In the case of "0..3" there are at most 3 elements in the list. "1" means the attribute is mandatory. "1.." or **"1..3" means there is at least 1 element in the list. The** "" denotes as maximum an infinite number of elements of the corresponding type whereas "3" means that there are at most 3 elements in the list - analogous for other numbers.

Note 1: attributes having a default value are always considered to be optional; there is always a value for the attribute because the default value is used for initialization in this case.

Note 2: attributes or attribute elements with data type "string" or "langString" are considered to consist of at least one character.

Note 3: optional lists, i.e. attributes with cardinality > 1 and minimum 0, are considered to consist of at least one element.

### [Examples for valid and invalid model references](#)

If class type equal to "ModelReference<Submodel>", the following reference would be a valid reference (using the text serialization as defined in [Text Serialization of Values of Type "Reference"](#)):

```
(Submodel)https://example.com/aas/1/1/1234859590
```

This would be an invalid reference for "ModelReference<Submodel>" because it references a submodel element "Property":

```
(Submodel)https://example.com/aas/1/1/1234859590, (Property)temperature
```

If class type equal to "ModelReference<Referable>", the following references would be valid references (using the text serialization as defined in [Text Serialization of Values of Type "Reference"](#)) because "Property" and "File" are Referables and "Submodel" itself is also Referable since all Identifiables are referable:

```
(Submodel)https://example.com/aas/1/1/1234859590
(Submodel)https://example.com/aas/1/1/1234859590, (Property)temperature
(Submodel)https://example.com/aas/1/1/1234859590, (File)myDocument
```

This would be an invalid reference for "ModelReference<Referable>" because FragmentReference is no Referable:

```
(Submodel)https://example.com/aas/1/1/1234859590, (File)myDocument (FragmentReference)Hints
```

## Template for Enumerations

Template 9. Enumeration

<b>Enumeration:</b>	<Enumeration Name> ["<<Experimental>>"] ["<<Deprecated>>"]
<b>Explanation:</b>	<Explanatory text>
<b>Set of:</b>	{<Enumeration> ";, " }+   "-"
<b>ID:</b>	<metamodel element ID>
<b>Literal</b>	<b>Explanation</b>
enumValue1>["<<Experimental>>"] ["<<Deprecated>>"]	<metamodel value ID>
	<Explanatory text>
<enumValue2> ["<<Experimental>>"] ["<<Deprecated>>"]	<metamodel value ID>
	<Explanatory text>

"**Set of:**" lists enumerations that are contained in the enumeration. It is only relevant for validation, making sure that all elements relevant for the enumeration are considered.

"**Literal**" lists values of enumeration. All values that are element of one of the enumeration listed in "**Set of:**" are listed explicitly as well.

Enumeration values use Camel Case notation and start with a small letter. However, there might be exceptions in case of very well-known enumeration values.

## Template for Primitives

Template 10. Primitives

Primitive	ID	
	Definition	Value Examples

<Name of Primitive>	<metamodel ID of Primitive>	
	<Explanatory text>	<Value examples>

## Handling Constraints

Constraints are prefixed with **AASc-3a-** followed by a three-digit number. The "c" in "AASc-" was motivated by "Concept Description". The numbering of constraints is unique within namespace AASc-3a; a number of a constraint that was removed will not be used again.

If a constraint is mentioning the ID of the Template, then the same constraints shall also be valid for deprecated data specification template IDs.

Note: in the Annex listing the metamodel changes, constraints with prefix AASd-, AASs- or AASc- are also listed. These are metamodel, security or data specification constraints, and are now part of the split document parts.

[3] „ Navigability notation was often used in the past according to an informal convention, whereby non-navigable ends were assumed to be owned by the Association whereas navigable ends were assumed to be owned by the Classifier at the opposite end. This convention is now deprecated. Aggregation type, navigability, and end ownership are separate concepts, each with their own explicit notation. Association ends owned by classes are always navigable, while those owned by associations may be navigable or not." [12]

[4] Exception: multiple inheritance is used in this specification, but only in case of inheriting from abstract classes.

## Change Log

### General

The change notes list the notable changes made to the document.

Non-backward compatible changes (nc) are marked as such.

- nc="x" means not backward compatible, if no value is added in the table, the change is backward compatible.
- nc="(x)" means that the change made was implicitly contained or stated in the document before and is now being formalized. Therefore, the change is considered to be backward compatible.

The change notes for a version consist of three parts:

- changes w.r.t. previous version,
- new elements in metamodel w.r.t previous version,
- new, changed, or removed Constraints w.r.t previous version.

If there are no changes the corresponding tables are omitted.

Note: before V3.0, the data specification template IEC61360 was covered in Part 1, IDTA-01001. For details see change notes in IDTA-01001.

### Changes V3.1.1 vs. V3.1

Minor changes: \* corrected links in PUML files

### Changes V3.1 vs. V3.0.2

Major changes:

- CHANGE ValueTypolec61360: increase length from 2000 to 2048 ([#306 of IDTA-01001](#))
- CHANGE ValueReferencePair/valueld now optional ([#28](#))
- Update all metamodel element IDs to V3.1 ([#17](#))
- remove recommendation to use external references for semantic identifiers, i.e. for *valueld* and *unitld* ([#376 of IDTA-01001](#))
- Transfer from .docx to asciidoc
- Transfer of all UML figures to PlantUML (.puml) and maintenance in GitHub, no XMI presentation part of release any longer ([#34](#))
- Update Terms and Definitions to be compliant to IEC63278-1:2023 and other parts of specification
  - (Removed) application
  - (Update Source) Asset Administration Shell
  - (Removed) capability
  - (Removed) class
  - (New) coded value (from Part 1)
  - (Removed) concept
  - (Removed) enumeration
  - (Removed) qualifier
  - (Update) Submodel



- (Update Source) SubmodelElement

Bugfixes:

- correct link to used XML Schema definition 1.0 (consistent to Part 1)

Minor changes:

- add sentence stating that the template ID is conformant to the grammar for semantic IDs for data specifications as defined in Part 1 of the document series except that minor version is not included
- add note that semantic identifiers for classes, attributes, enumerations etc. defined in this document are conformant to grammar as defined in Part 1 of the document series
- added note: This specification is only valid in combination with IDTA-01001-3-1.
- updated bibliography
- removed Subclause "Working Principles"
- editorial (including [#10](#), [#3](#))

Template 11. Changes in Metamodel V3.1

nc	V3.1 vs. V3.0.2	Comment
	ValueReferencePair/valued	changed from mandatory to optional
	ValueTypeIec61360	Change length of data type from 2000 to 2048

## Changes V3.0.2 vs. V3.0.1

Bugfixes:

- all constraints corrected that mention data specification template ID: instead of complete version "3/0" only major version "3", additionally added note in Annex "Handling of Constraints": If a constraint is mentioning the id of the Template, then the same constraints shall also be valid for deprecated data specification template IDs
- change numbering of constraints that do not yet had "-3a" in their name

Template 12. New, Changed or Removed Constraints in V3.0.2

nc	V3.0.2 vs. V3.0.1	New, Update, Removed, Reformulated, Renamed	Comment
	AASc-002	Renamed	renamed to AASc-3a-002
	AASc-3a-003	Update	Now <a href="https://admin-shell.io/DataSpecificationTemplates/DataSpecificationIec61360/3">https://admin-shell.io/DataSpecificationTemplates/DataSpecificationIec61360/3</a>  AASc-3a-003: For a <i>ConceptDescription</i> referenced via <i>ValueList/valued</i> and using data specification template IEC61360 ( <a href="http://admin-shell.io/DataSpecificationTemplates/DataSpecificationIec61360/3">http://admin-shell.io/DataSpecificationTemplates/DataSpecificationIec61360/3</a> ), <i>DataSpecificationIec61360/value</i> shall be set.

nc	V3.0.2 vs. V3.0.1	New, Update, Removed, Reformulated, Renamed	Comment
	AASc-3a-004	Update	<p>Now <a href="https://admin-shell.io/DataSpecificationTemplates/DataSpecificationIec61360/3">https://admin-shell.io/DataSpecificationTemplates/DataSpecificationIec61360/3</a></p> <p>AASc-3a-004: For a <i>ConceptDescription</i> with <i>category</i> <i>PROPERTY</i> or <i>VALUE</i> using data specification template IEC61360 (<a href="https://admin-shell.io/DataSpecificationTemplates/DataSpecificationIec61360/3">https://admin-shell.io/DataSpecificationTemplates/DataSpecificationIec61360/3</a>), <i>DataSpecificationIec61360/dataType</i> is mandatory and shall be one of <i>DATE</i>, <i>STRING</i>, <i>STRING_TRANSLATABLE</i>, <i>INTEGER_MEASURE</i>, <i>INTEGER_COUNT</i>, <i>INTEGER_CURRENCY</i>, <i>REAL_MEASURE</i>, <i>REAL_COUNT</i>, <i>REAL_CURRENCY</i>, <i>BOOLEAN</i>, <i>RATIONAL</i>, <i>RATIONAL_MEASURE</i>, <i>TIME</i>, <i>TIMESTAMP</i>.</p>
	AASc-3a-005	Update	<p>Now <a href="https://admin-shell.io/DataSpecificationTemplates/DataSpecificationIec61360/3">https://admin-shell.io/DataSpecificationTemplates/DataSpecificationIec61360/3</a></p> <p>AASc-3a-005: For a <i>ConceptDescription</i> with <i>category</i> <i>REFERENCE</i> using data specification template IEC61360 (<a href="https://admin-shell.io/DataSpecificationTemplates/DataSpecificationIec61360/3">https://admin-shell.io/DataSpecificationTemplates/DataSpecificationIec61360/3</a>), <i>DataSpecificationIec61360/dataType</i> shall be one of <i>STRING</i>, <i>IRI</i>, <i>IRDI</i>.</p>
	AASc-3a-006	Update	<p>Now <a href="https://admin-shell.io/DataSpecificationTemplates/DataSpecificationIec61360/3">https://admin-shell.io/DataSpecificationTemplates/DataSpecificationIec61360/3</a></p> <p>AASc-3a-006: For a <i>ConceptDescription</i> with <i>category</i> <i>DOCUMENT</i> using data specification template IEC61360 (<a href="https://admin-shell.io/DataSpecificationTemplates/DataSpecificationIec61360/3">https://admin-shell.io/DataSpecificationTemplates/DataSpecificationIec61360/3</a>), <i>DataSpecificationIec61360/dataType</i> shall be one of <i>FILE</i>, <i>BLOB</i>, <i>HTML</i>.</p>
	AASc-3a-007	Update	<p>Now <a href="https://admin-shell.io/DataSpecificationTemplates/DataSpecificationIec61360/3">https://admin-shell.io/DataSpecificationTemplates/DataSpecificationIec61360/3</a></p> <p>AASc-3a-007: For a <i>ConceptDescription</i> with <i>category</i> <i>QUALIFIER_TYPE</i> using data specification template IEC61360 (<a href="https://admin-shell.io/DataSpecificationTemplates/DataSpecificationIec61360/3">https://admin-shell.io/DataSpecificationTemplates/DataSpecificationIec61360/3</a>), <i>DataSpecificationIec61360/dataType</i> is mandatory and shall be defined.</p>
	AASc-3a-008	Update	<p>Now <a href="https://admin-shell.io/DataSpecificationTemplates/DataSpecificationIec61360/3">https://admin-shell.io/DataSpecificationTemplates/DataSpecificationIec61360/3</a></p> <p>AASc-3a-008: For a <i>ConceptDescription</i> using data specification template IEC61360 (<a href="https://admin-shell.io/DataSpecificationTemplates/DataSpecificationIec61360/3">https://admin-shell.io/DataSpecificationTemplates/DataSpecificationIec61360/3</a>), <i>DataSpecificationIec61360/definition</i> is mandatory and shall be defined at least in English. Exception: the concept description describes a value, i.e. <i>DataSpecificationIec61360/value</i> is defined.</p>
	AASc-009	Renamed	renamed to AASc-3a-009
	AASc-010	Renamed	renamed to AASc-3a-010

nc	V3.0.2 vs. V3.0.1	New, Update, Removed, Reformulated, Renamed	Comment
	AASc-3a-050	Update	<p>Now <a href="https://admin-shell.io/DataSpecificationTemplates/DataSpecificationIec61360/3">https://admin-shell.io/DataSpecificationTemplates/DataSpecificationIec61360/3</a></p> <p>AASc-3a-050: If the <i>DataSpecificationContent</i> <i>DataSpecificationIec61360</i> is used for an element, the value of <i>HasDataSpecification/dataSpecification</i> shall contain the external reference to the IRI of the corresponding data specification template <a href="https://admin-shell.io/DataSpecificationTemplates/DataSpecificationIec61360/3">https://admin-shell.io/DataSpecificationTemplates/DataSpecificationIec61360/3</a>.</p>

## Changes V3.0.1 vs. V3.0

Bugfixes:

- also support deprecated data specification template IDs ([#4](#), [#2](#))
  - <http://admin-shell.io/DataSpecificationTemplates/DataSpecificationIec61360/3/0>
  - <http://admin-shell.io/DataSpecificationTemplates/DataSpecificationIEC61360/3/0>
  - <https://admin-shell.io/DataSpecificationTemplates/DataSpecificationIEC61360/3/0>
- For backward compatibility of future versions of this specification the ID of data specification template and value of attribute "id" of *DataSpecification* are now distinguished: Therefore <https://admin-shell.io/DataSpecificationTemplates/DataSpecificationIec61360/3/0> is also deprecated and <https://admin-shell.io/DataSpecificationTemplates/DataSpecificationIec61360/3> shall be used instead
- corrected examples for qualifier of namespace IEC (min instead of Min for enumeration *LevelType*)
- removed sentence stating that the template ID is conformant to the rules for semantic IDs for data specifications as defined in Part 1 (IDTA-01001-3-0) of the document series: this is not the case but the ID will not be changed
- (Editorial) Constraint AASc-3a-050: external reference instead of globale reference
- (Editorial) Notes "Note: it is recommended to use a global reference." were updated to "Note: it is recommended to use an external reference." ([#5](#))

Template 13. New, Changed or Removed Constraints in V3.0.1

nc	V3.0.1 vs. V3.0	New, Update, Removed, Reformulated	Comment
	AASc-3a-003	Update	<p>Change http to https</p> <p>AASc-3a-003: For a <i>ConceptDescription</i> referenced via <i>ValueList/valueId</i> and using data specification template IEC61360 (<a href="http://admin-shell.io/DataSpecificationTemplates/DataSpecificationIec61360/3/0">http://admin-shell.io/DataSpecificationTemplates/DataSpecificationIec61360/3/0</a>), <i>DataSpecificationIec61360/value</i> shall be set.</p>

nc	V3.0.1 vs. V3.0	New, Update, Removed, Reformulated	Comment
	AASc-3a-004	Update	<p>Change http to https</p> <p>AASc-3a-004: For a <i>ConceptDescription</i> with category <i>PROPERTY</i> or <i>VALUE</i> using data specification template IEC61360 (<a href="http://admin-shell.io/DataSpecificationTemplates/DataSpecificationIec61360/3/0">http://admin-shell.io/DataSpecificationTemplates/DataSpecificationIec61360/3/0</a>), <i>DataSpecificationIec61360/dataType</i> is mandatory and shall be one of <i>DATE</i>, <i>STRING</i>, <i>STRING_TRANSLATABLE</i>, <i>INTEGER_MEASURE</i>, <i>INTEGER_COUNT</i>, <i>INTEGER_CURRENCY</i>, <i>REAL_MEASURE</i>, <i>REAL_COUNT</i>, <i>REAL_CURRENCY</i>, <i>BOOLEAN</i>, <i>RATIONAL</i>, <i>RATIONAL_MEASURE</i>, <i>TIME</i>, <i>TIMESTAMP</i>.</p>
	AASc-3a-005	Update	<p>Change http to https</p> <p>AASc-3a-005: For a <i>ConceptDescription</i> with category <i>REFERENCE</i> using data specification template IEC61360 (<a href="http://admin-shell.io/DataSpecificationTemplates/DataSpecificationIec61360/3/0">http://admin-shell.io/DataSpecificationTemplates/DataSpecificationIec61360/3/0</a>), <i>DataSpecificationIec61360/dataType</i> shall be one of <i>STRING</i>, <i>IRI</i>, <i>IRDI</i>.</p>
	AASc-3a-006	Update	<p>Change http to https</p> <p>AASc-3a-006: For a <i>ConceptDescription</i> with category <i>DOCUMENT</i> using data specification template IEC61360 (<a href="http://admin-shell.io/DataSpecificationTemplates/DataSpecificationIec61360/3/0">http://admin-shell.io/DataSpecificationTemplates/DataSpecificationIec61360/3/0</a>), <i>DataSpecificationIec61360/dataType</i> shall be one of <i>FILE</i>, <i>BLOB</i>, <i>HTML</i>.</p>
	AASc-3a-007	Update	<p>Change http to https</p> <p>AASc-3a-007: For a <i>ConceptDescription</i> with category <i>QUALIFIER_TYPE</i> using data specification template IEC61360 (<a href="http://admin-shell.io/DataSpecificationTemplates/DataSpecificationIec61360/3/0">http://admin-shell.io/DataSpecificationTemplates/DataSpecificationIec61360/3/0</a>), <i>DataSpecificationIec61360/dataType</i> is mandatory and shall be defined.</p>
	AASc-3a-008	Update	<p>Change http to https</p> <p>AASc-3a-008: For a <i>ConceptDescription</i> using data specification template IEC61360 (<a href="http://admin-shell.io/DataSpecificationTemplates/DataSpecificationIec61360/3/0">http://admin-shell.io/DataSpecificationTemplates/DataSpecificationIec61360/3/0</a>), <i>DataSpecificationIec61360/definition</i> is mandatory and shall be defined at least in English. Exception: the concept description describes a value, i.e. <i>DataSpecificationIec61360/value</i> is defined.</p>
	AASc-3a-050	Update	<p>Change http to https and External instead of global reference</p> <p>AASc-3a-050: If the <i>DataSpecificationContent DataSpecificationIec61360</i> is used for an element, the value of <i>HasDataSpecification/dataSpecification</i> shall contain the external reference to the IRI of the corresponding data specification template <a href="https://admin-shell.io/DataSpecificationTemplates/DataSpecificationIec61360/3/0">https://admin-shell.io/DataSpecificationTemplates/DataSpecificationIec61360/3/0</a>.</p>

## Changes V3.0 vs. Part 1 V2.0.1

### Major Changes:

- CHANGE: was part of part 1 in former versions of the document series until V3.0RC02

- NEW: has a unique IDTA number IDTA-01003-a
- CHANGE: string types replaced by explicit types with length restrictions, etc.
- CHANGE: id of data specification IEC62360 changed (camel case)
- NEW: additional IEC 61360 data types: IRI, IRDI, HTML, FILE, BLOB
- EDITORIAL: mapping to IEC 61360 notes added
- NEW: new terms added to Clause "Terms, Definitions and Abbreviations" (maximum value, minimum value, nominal value, non-quantitative property, quantitative property)
- NEW: Clause "Normative References" in Preamble
- NEW: SpecificAssetId added to table with categories of concept descriptions
- NEW: constraints added for applying categories to concept descriptions
- UPDATE: data mappings IEC 61360 to xsd data types as used in part 1
- CHANGE: no IEC 61360 data type RATIONAL\_\* allowed any longer for RANGE; instead, INTEGER\_\* is used
- CHANGE: all IEC 61360 data types allowed for Property, except STRING\_TRANSLATABLE, IRI, IRDI, HTML, FILE, BLOB (before only STRING\_TRANSLATABLE was excluded)
- CHANGE: LevelType changed from Enumeration to Class, Table added
- CHANGE: Names containing IEC renamed to camel case using lec, e.g. DataSpecificationIEC61360

Template 14. Changes in Metamodel V3.0

nc	V3.0 vs. Part 1 V2.0.1	Comment
x	DataSpecificationIEC61360	Renamed to DataSpecificationlec61360
	DataSpecificationContent	Stereotype <<Template>> added
x	DataTypeIEC61360	Renamed to DataTypelec61360  Some new values added: BLOB, FILE, HTML, IRDI; URL renamed to IRI
x	DataSpecificationlec61360/valueld	Removed, the valueld is identical to the ID of the concept description
x	LevelType	Changed from enumeration to complex data type with four Boolean attributes because more than one value can be selected
x	ValueList/valueReferencePairs	Bugfix, was ValueList/valueReferencePairTypes before
x	ValueReferencePair/value	Type changed from ValueDataType to string

Template 15. New Elements in Metamodel V3.0

nc	V3.0 vs. Part 1 V2.0.1 New Elements	Comment
x	DataTypelec61360	Renamed, before: DataTypeIEC61360  Values remain, some new values added, see separate entries

nc	V3.0 vs. Part 1 V2.0.1 New Elements	Comment
	DataTypeec61360/BLOB	New value, compared to DataTypeIEC61360
	DataTypeec61360/FILE	New value, compared to DataTypeIEC61360
	DataTypeec61360/HTML	New value, compared to DataTypeIEC61360
	DataTypeec61360/IRDI	New value, compared to DataTypeIEC61360
x	DataTypeec61360/IRI	Renamed, before URL in DataTypeIEC61360
x	DataSpecificationec61360	Renamed, before: DataSpecificationIEC61360 Some attribute types changed, see separate entries
x	DataSpecificationec61360/definition	Type changed from LangStringSet to DefinitionTypeec61360 compared to DataSpecificationIEC61360/definition
x	DataSpecificationec61360/levelType	Type changed from enumeration to complex type (name stayed LevelType) compared to DataSpecificationIEC61360/levelType
x	DataSpecificationec61360/preferredName	Type changed from LangStringSet to PreferredNameTypeec61360 with limited max. length compared to DataSpecificationIEC61360/preferredName
x	DataSpecificationec61360/shortName	Type changed from LangStringSet to ShortNameTypeec61360 with limited max. length compared to DataSpecificationIEC61360/shortName
x	DataSpecificationec61360/value	Type changed from ValueDataType to ValueTypesec61360
x	DataSpecificationec61360/valueFormat	Type changed from string to ValueFormatTypeec61360 compared to DataSpecificationIEC61360/valueFormat
	ValueTypeec61360	New type for values

Template 16. New, Changed or Removed Constraints in V3.0

Nc	V3.0 vs. Part 1 V2.0.1	New, Update, Removed, Reformulated	Comment
	AASc-3a-002	New	Updated version of AASd-076, renamed to AASc-3a-002 because applicable to data specification IEC61360  Constraint AASc-3a-002: DataSpecificationec61360/preferredName shall be provided at least in English.

Nc	V3.0 vs. Part 1 V2.0.1	New, Update, Removed, Reformulated	Comment
(x)	AASc-3a-003	New	Constraint AASc-3a-003: For a <i>ConceptDescription</i> referenced via <i>ValueList/valueId</i> and using data specification template IEC61360 ( <a href="http://admin-shell.io/DataSpecificationTemplates/DataSpecificationIec61360/3/0">http://admin-shell.io/DataSpecificationTemplates/DataSpecificationIec61360/3/0</a> ), <i>DataSpecificationIec61360/value</i> shall be set.
(x)	AASc-3a-004	New	Constraint AASc-004: For a <i>ConceptDescription</i> with category PROPERTY or VALUE using data specification template IEC61360 ( <a href="http://admin-shell.io/DataSpecificationTemplates/DataSpecificationIec61360/3/0">http://admin-shell.io/DataSpecificationTemplates/DataSpecificationIec61360/3/0</a> ), <i>DataSpecificationIec61360/dataType</i> is mandatory and shall be defined.
(x)	AASc-3a-005	New	Constraint AASc-005: For a <i>ConceptDescription</i> with category REFERENCE using data specification template IEC61360 ( <a href="http://admin-shell.io/DataSpecificationTemplates/DataSpecificationIec61360/3/0">http://admin-shell.io/DataSpecificationTemplates/DataSpecificationIec61360/3/0</a> ), <i>DataSpecificationIec61360/dataType</i> is STRING by default.
(x)	AASc-3a-006	New	Constraint AASc-006: For a <i>ConceptDescription</i> with category DOCUMENT using data specification template IEC61360 ( <a href="http://admin-shell.io/DataSpecificationTemplates/DataSpecificationIec61360/3/0">http://admin-shell.io/DataSpecificationTemplates/DataSpecificationIec61360/3/0</a> ), <i>DataSpecificationIec61360/dataType</i> shall be one of the following values: STRING or URL.
(x)	AASc-3a-007	New	Constraint AASc-007: For a <i>ConceptDescription</i> with category QUALIFIER_TYPE using data specification template IEC61360 ( <a href="http://admin-shell.io/DataSpecificationTemplates/DataSpecificationIec61360/3/0">http://admin-shell.io/DataSpecificationTemplates/DataSpecificationIec61360/3/0</a> ), <i>DataSpecificationIec61360/dataType</i> is mandatory and shall be defined.
(x)	AASc-3a-008	New	Constraint AASc-3a-008: For a <i>ConceptDescription</i> using data specification template IEC61360 ( <a href="http://admin-shell.io/DataSpecificationTemplates/DataSpecificationIec61360/3/0">http://admin-shell.io/DataSpecificationTemplates/DataSpecificationIec61360/3/0</a> ), <i>DataSpecificationIec61360/definition</i> is mandatory and shall be defined at least in English. Exception: the concept description describes a value, i.e. <i>DataSpecificationIec61360/value</i> is defined.
(x)	AASc-3a-009	New	Constraint AASc-009: If <i>DataSpecificationIec61360/dataType</i> is one of INTEGER_MEASURE, REAL_MEASURE, RATIONAL_MEASURE, INTEGER_CURRENCY, REAL_CURRENCY, then <i>DataSpecificationIec61360/unit</i> or <i>DataSpecificationIec61360/unitId</i> shall be defined.
(x)	AASc-3a-010	New	Constraint AASc-010: If <i>DataSpecificationIec61360/value</i> is not empty, <i>DataSpecificationIec61360/valueList</i> shall be empty, and vice versa
	AASc-3a-050	New	Constraint AASc-050: If the <i>DataSpecificationContent DataSpecificationIec61360</i> is used for an element, the value of <i>HasDataSpecification/dataSpecification</i> shall contain the global reference to the IRI of the corresponding data specification template <a href="https://admin-shell.io/DataSpecificationTemplates/DataSpecificationIec61360/3/0">https://admin-shell.io/DataSpecificationTemplates/DataSpecificationIec61360/3/0</a>

## Changes V3.0 vs. Part 1 V3.0RC02

Major Changes:



- CHANGE: was part of Part 1 in former versions of the document series until V3.0RC02
- CHANGE: string types replaced by explicit types with length restrictions, etc.
- CHANGE: id of data specification IEC62360 changed (camel case)
- EDITORIAL: mapping to IEC 61360 notes added
- NEW: new terms added to Clause "Terms, Definitions and Abbreviations" (maximum value, minimum value, nominal value, non-quantitative property, quantitative property)
- NEW: Clause "Normative References" in Preamble
- NEW: SpecificAssetId added to table with categories of concept descriptions
- UPDATE: data mappings IEC 61360 to xsd data types as used in part 1
- CHANGE: no IEC 61360 data type RATIONAL\_\* allowed any longer for RANGE

#### Bugfixes:

- LevelType changed from Enumeration to Class, Table added
- IEC 61360 Data Specification Template for Properties and Ranges: footnote corrected, data types like Iso29002Irdi and Icid are subsumed in IRDI, no camel case writing but capital letters and underscore
- Renaming constraints relevant for concept descriptions from AASd- to AASc-

#### Template 17. Changes in Metamodel V3.0

nc	V3.0 vs. Part 1 V3.0RC02	Comment
x	DataSpecificationIec61360	Renamed, before: DataSpecificationIEC61360
x	DataSpecificationIec61360/definition	Type changed from MultiLanguageSet to DefinitionTypeIec61360 compared to DataSpecificationIEC61360/definition
x	DataSpecificationIec61360/levelType	Type changed from enumeration to complex type (name stayed LevelType) compared to DataSpecificationIEC61360/levelType
x	DataSpecificationIec61360/preferredName	Type changed from MultiLanguageSet to PreferredNameTypeIec61360 with limited max. length compared to DataSpecificationIEC61360/preferredName
x	DataSpecificationIec61360/shortName	DataSpecificationIEC61360/shortName
x	DataSpecificationIec61360/value	Type changed from ValueDataType to ValueTypeIec61360
x	DataSpecificationIec61360/valueFormat	Type changed from string to ValueFormatTypeIec61360 compared to DataSpecificationIEC61360/valueFormat
x	DataTypeIec61360	Renamed, before: DataTypeIEC61360
x	LevelType	Changed from enumeration to complex data type with four Boolean attributes because more than one value can be selected



nc	V3.0 vs. Part 1 V3.0RC02	Comment
x	ValueReferencePair/value	Type changed from string to ShortNameTypelec61360 with limited max. length

Template 18. New, Changed or Removed Constraints in V3.0

Nc	V3.0 vs. Part 1 V3.0RC02	New, Update, Removed, Reformulated	Comment
	AASd-050	Removed	Renamed from AASd-050 to AASc-3a-050, see new AASc-3a-050 + update renamed elements
	AASc-002	Removed	Renamed from AASc-002 to AASc-3a-002 + update renamed elements
	AASc-003	Removed	Renamed from AASc-003 to AASc-3a-003 + update renamed elements
	AASc-004	Removed	Renamed from AASc-004 to AASc-3a-004 + update renamed elements
	AASc-005	Removed	Renamed from AASc-005 to AASc-3a-005 + update renamed elements
	AASc-006	Removed	Renamed from AASc-006 to AASc-3a-006 + update renamed elements
	AASc-007	Removed	Renamed from AASc-007 to AASc-3a-007 + update renamed elements
	AASc-008	Removed	Renamed from AASc-008 to AASc-3a-008 + update renamed elements
	AASc-009	Removed	Renamed from AASc-009 to AASc-3a-009 + update renamed elements
	AASc-010	Removed	Renamed from AASc-010 to AASc-3a-010 + update renamed elements
	AASc-3a-002	New	Renamed from AASc-002 to AASc-3a-002 + update renamed elements
	AASc-3a-003	New	Renamed from AASc-003 to AASc-3a-003 and changed to no longer contain category Constraint AASc-3a-003: For a <i>ConceptDescription</i> referenced via <i>ValueList/valueId</i> and using data specification template IEC61360 ( <a href="http://admin-shell.io/DataSpecificationTemplates/DataSpecificationlec61360/3/0">http://admin-shell.io/DataSpecificationTemplates/DataSpecificationlec61360/3/0</a> ), <i>DataSpecificationIEC61360/value</i> shall be set.
	AASc-004	New	Renamed from AASc-004 to AASc-3a-004, + update renamed elements + editorial changes
	AASc-005	New	Renamed from AASc-005 to AASc-3a-005, + update renamed elements + editorial changes
	AASc-006	New	Renamed from AASc-006 to AASc-3a-006, + update renamed elements + editorial changes
	AASc-007	New	Renamed from AASc-007 to AASc-3a-007, + update renamed elements + editorial changes

Nc	V3.0 vs. Part 1 V3.0RC02	New, Update, Removed, Reformulated	Comment
	AASc-3a-008	New	<p>Renamed from AASc-008 to AASc-3a-008 and changed to no longer contain category</p> <p>Constraint AASc-3a-008: For a <i>ConceptDescription</i> using data specification template IEC61360 (<a href="http://admin-shell.io/DataSpecificationTemplates/DataSpecificationlec61360/3/0">http://admin-shell.io/DataSpecificationTemplates/DataSpecificationlec61360/3/0</a>), <i>DataSpecificationlec61360/definition</i> is mandatory and shall be defined at least in English. Exception: the concept description describes a value, i.e. <i>DataSpecificationlec61360/value</i> is defined.</p>
	AASc-009	New	Renamed from AASc-009 to AASc-3a-009, + update renamed elements + editorial changes
	AASc-010	New	Renamed from AASc-010 to AASc-3a-010, + update renamed elements + editorial changes
	AASc-3a-050	New	<p>Renamed from AASd-050 to AASc-3a-050 + update renamed elements + version updated</p> <p>Constraint AASc-3a-050: If the <i>DataSpecificationContent DataSpecificationlec61360</i> is used for an element, the value of <i>HasDataSpecification/dataSpecification</i> shall contain the global reference to the IRI of the corresponding data specification template <a href="https://admin-shell.io/DataSpecificationTemplates/DataSpecificationlec61360/3/0">https://admin-shell.io/DataSpecificationTemplates/DataSpecificationlec61360/3/0</a></p>

## Bibliography

- [12] "OMG Unified Modelling Language (OMG UML)". Version 2.5.1. December 2017. [Online]. Available: <https://www.omg.org/spec/UML/2.5.1>
- [13] T. Preston-Werner "Semantic Versioning". Version 2.0.0. Accessed: 2020-11-13. [Online] Available: <https://semver.org/spec/v2.0.0.html>
- [14] IDTA-01002 "Specification of the Asset Administration Shell Part 2 – Application Programming Interfaces". See [22].
- [15] "Asset Administration Shell. Reading Guide". Industrial Digital Twin Association. November 2024. [Online]. Available: [https://industrialdigitaltwin.org/wp-content/uploads/2024/11/2024-11\\_IDTA\\_AAS-Reading-Guide.pdf](https://industrialdigitaltwin.org/wp-content/uploads/2024/11/2024-11_IDTA_AAS-Reading-Guide.pdf)
- [16] Top Level Project "Eclipse Digital Twin" Available: <https://projects.eclipse.org/projects/dt>
- [22] "Asset Administration Shell Specifications". [Online]. Available: <https://industrialdigitaltwin.org/en/content-hub/aasspecifications>
- [23] (German) "I4.0-Sprache. Vokabular, Nachrichtenstruktur und semantische Interaktionsprotokolle der I4.0-Sprache". Discussion Paper. Plattform Industrie 4.0 [Online]. Available: <https://www.plattform-i40.de/IP/Redaktion/DE/Downloads/Publikation/hm-2018-sprache.html>
- [24] "How to create a submodel template specification". Dec. 2022. Industrial Digital Twin Association. [Online]. Available: <https://industrialdigitaltwin.org/wp-content/uploads/2022/12/I40-IDTA-WS-Process-How-to-write-a-SMT-FINAL-.pdf>
- [27] "Modelling the Semantics of Data of an Asset Administration Shell with Elements of ECLASS". June 2021. [Online]. Available: [https://www.plattform-i40.de/IP/Redaktion/DE/Downloads/Publikation/Whitepaper\\_Plattform-Eclass.pdf](https://www.plattform-i40.de/IP/Redaktion/DE/Downloads/Publikation/Whitepaper_Plattform-Eclass.pdf)
- [28] "How to transport ECLASS in the Asset Administration Shell". Guideline. October 2024. Publisher: Industrial Digital Twin Association & ECLASS [Online]. Available: <https://industrialdigitaltwin.org/en/content-hub/downloads>

[www.industrialdigitaltwin.org](http://www.industrialdigitaltwin.org)