

IDTA 02036

Product Change Notifications for industrial product types and items in manufacturing

Version 1.0

April 2026

SPECIFICATION

Submodel Template of the
Asset Administration Shell



Submodel Template

IDTA approved

- 100% AAS compliant
- Consistent & interoperable
- Released by the AAS experts

IDTA 02036 1-0

Imprint

Publisher

Industrial Digital Twin Association
Lyoner Strasse 18
60528 Frankfurt am Main
Germany
<https://www.industrialdigitaltwin.org/>

Version history

Date	Version	Comment
15-04-2026	1.0	Release of the official Submodel template published by IDTA.

Table of Contents

IDTA 02036 1-0	1
Imprint.....	1
Version history	1
1. General	3
1.1. About this document.....	3
1.2. Scope of the Submodel	3
1.3. Relevant standards for the Submodel template	3
1.4. Explanations on used UML diagrams.....	4
2. Approaches	6
2.1. Assets	6
2.2. Life-cycle models	6
2.3. Relevant information	8
2.4. Semantic changes of technical data elements	8
2.5. Substitutions and compatibility towards fit, form, function.....	9
2.6. Overview UML model	10
3. Information structures and attributes	12
3.1. Submodel template for PCN.....	12
3.2. Single PCN record.....	13
3.3. ItemOfChange	17
3.4. RecommendedItem.....	19
3.5. Manufacturer information	22
3.6. Life-cycle data and milestones	23
3.7. Reasons of changes	25
3.8. Item categories	26
3.9. Affected part numbers	28
3.10. Text based Change information	29
3.11. Product classifications	30
3.12. Changes of technical data	31
3.13. Address information.....	33
4. Classifications and Identifiers	35
4.1. PCN Item according VDMA 24903.....	35
4.2. PCN Reason according VDMA 24903	36
4.3. Incoterm classes.....	37
Annex A. Explanations on used table formats	38
1. General.....	38
2. Tables on Submodels and SubmodelElements	38
Annex B. Samples.....	40
Annex C. Change log	42
Bibliography	43

Chapter 1. General

1.1. About this document

This document is a part of a specification series. Each part specifies the contents of a Submodel template for the Asset Administration Shell (AAS). The AAS is described in [1], [2], [3] and [6]. First exemplary Submodel contents were described in [4], while the actual format of this document was derived by the "Administration Shell in Practice" [5]. The format aims to be very concise, giving only minimal necessary information for applying a Submodel template, while leaving deeper descriptions and specification of concepts, structures and mapping to the respective documents [1] to [7]. Common terms and abbreviations can be found in [8].

The target audience of the specification are developers and editors of technical documentation and manufacturer information, which are describing assets in smart manufacturing by means of the Asset Administration Shell (AAS) and therefore need to create a Submodel instance with a hierarchy of SubmodelElements. This document especially details on the question, which SubmodelElements with which semantic identification shall be used for this purpose.

1.2. Scope of the Submodel

This Submodel template aims at an **interoperable provision of product change notifications** between suppliers and users of industrial product types and **items**, particularly industrial components. These industrial product types and items are typically provided by **manufacturers** and **suppliers**, including dealers, and used by **industrial users**, e.g. original equipment manufacturers (OEMs), system integrators and producing enterprises (industrial end users). The product types are typically used to provide more than one product instance, however special cases such as mass-customization and engineer-to-order are applicable.

Product types have individual life-cycles with individual **life-cycle steps** and **milestones**, which are important to know for industrial users to safeguard and continue their business. The aim of this Submodel is to digitalize and interoperably convey sets of minimal required information and to ease the handover of these information sets (records), to make it possible to efficiently filter, monitor and store this information in software systems on industrial user's side.

The **intended use-case** is, that a manufacturer of industrial product types and items makes respective product change notifications digitally available in a way, that these are interoperable and unambiguously understood by the other market participants, such as industrial users, including OEMs, system integrators or operators of industrial equipment.

This Submodel template specifies a basic set of SubmodelElements in order to bring about the necessary information according to this use-case.

1.3. Relevant standards for the Submodel template

According to [3], interoperable properties might be defined by standards, consortium specifications or manufacturer specifications. This Submodel template therefore takes up the developments of other standards (see [Table 1](#)):

Table 1. Relevant standards for this Submodel template

Standard	Description
IEC 62890:2020-07 — Industrial-process measurement, control and automation – Life-cycle-management for systems and components	Describes basic concepts of product types and instances and the concepts of a life-cycle mode

Standard	Description
VDMA 24903 — Obsolescence management – Exchange of information regarding change and discontinuance of products and items	Describes important events in the life-cycle of a product type and identifies important information elements to be conveyed
IEC 62402:2019 — Obsolescence management	International standard providing the requirements and guidance for obsolescence management. Taking up the developments from VDMA 24903. IEC 62402:2025 will be formed to a standard series with multiple parts; part 3 will take over the models VDMA 24903.

NOTE

This document in this version makes many references to the VDMA 24903. Once all relevant models are taken over to IEC 62402:2025, this document at long last will switch these references to the IEC standard.

So called property dictionaries are used to identify information elements (see Terms and Definitions of [6]). Such property dictionaries include:

- ECLASS, see: <https://www.eclasscontent.com/>
- IEC CDD, see: <https://cdd.iec.ch/cdd/iec61987/iec61987.nsf> and <https://cdd.iec.ch/cdd/iec62683/cdddev.nsf>

In this document, properties are aimed to be described by ECLASS.

1.4. Explanations on used UML diagrams

For clarity and an improved legibility readers are suggested to go through this section at first before reading the following chapters.

The UML diagrams (see [Figure 1](#)) feature box-like elements, called "classes". These classes, typically Submodels, SubmodelElementCollections or SubmodelElementLists feature a set of Properties or further SubmodelElements. These elements can have specific cardinalities, e.g. mandatory [1], optionally [0..1], or zero to many [0..*] or one to many [1..*].

The single classes are hierarchally organized by aggregation relations, these can be seen as "contains" relation.

For a further overview on UML diagrams please refer to [6] and [11].

Further details about used table formats please refer to Annex A.

Example on UML

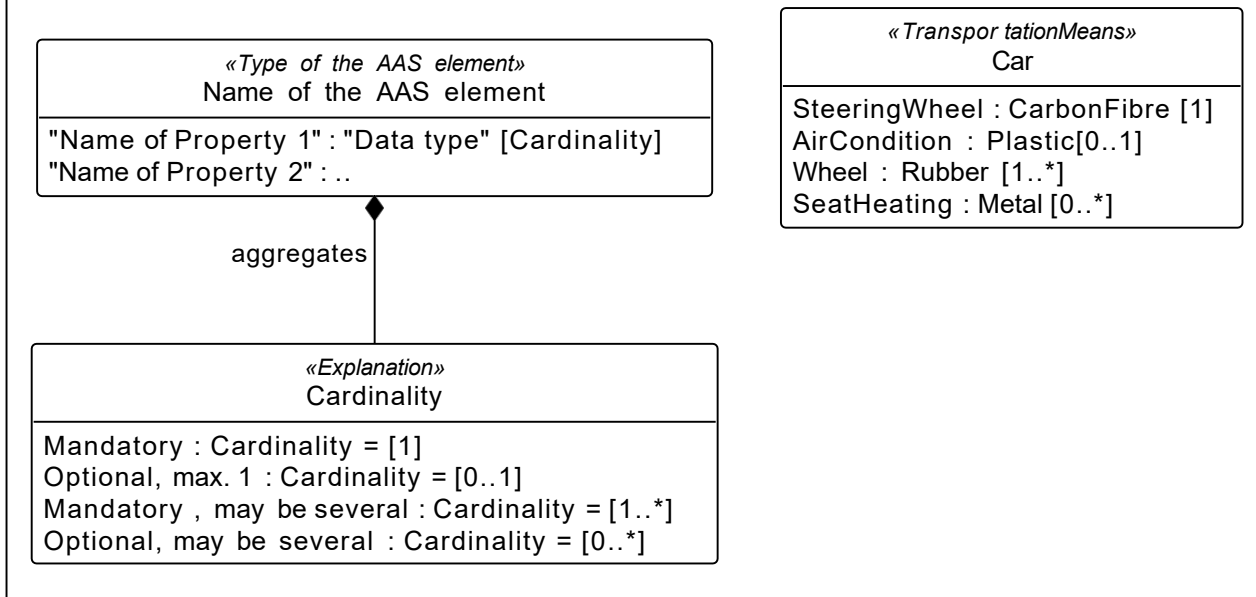


Figure 1. Reading aid and example: UML notation used in this document

Chapter 2. Approaches

2.1. Assets

This Submodel concerns about the following assets (see Table 2):

Table 2. Assets concerned by the Submodel

Asset	Description
Product types , such as model series of industrial components, systems	Typical application of this Submodel template. Change notifications from product types to be published.
Product instances , such as sold individual products, industrial components, systems	Viable application of this Submodel template. Changes of a one-of-a-kind component, system or machine to be published.

2.2. Life-cycle models

Figure 2 and Figure 3 show the life-cycle models of IEC 62890 and VDMA 24903, which are also compatible with IEC 62402. The life-cycle of a industrial product type or item is basically framed by **SOP** (start of production) and **EOSR** (End Of Service and Repair). Depending on the individual use-case, different time-intervals and life-cycle events are found to be relevant.

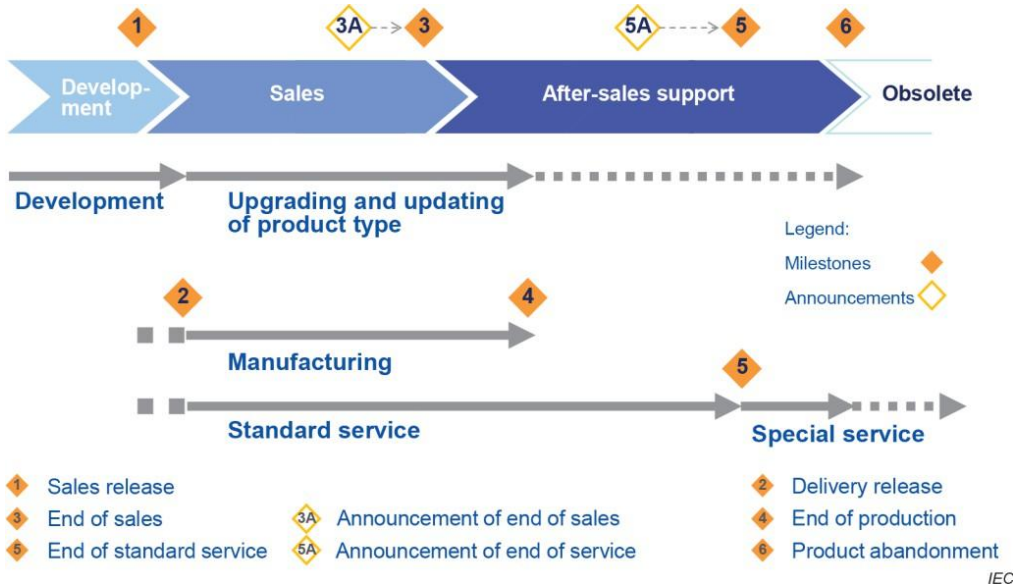


Figure 2. Generic life-cycle model of a product type according IEC 62890

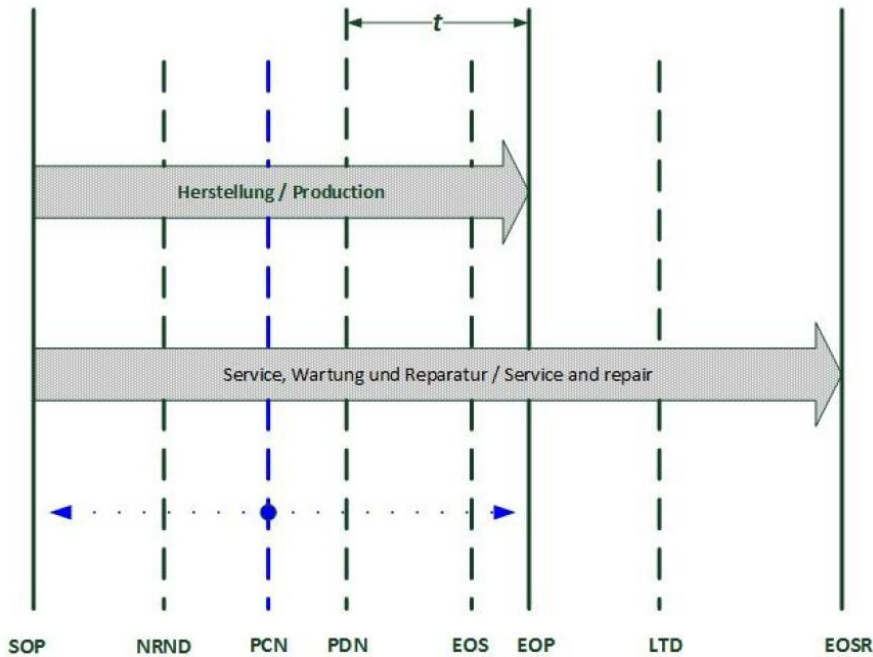


Figure 3. Life-cycle model used by VDMA 24903

Relevant milestones for this Submodel template are found to be (see Table 3):

Table 3. Relevant milestones for this Submodel template

Milestone	Description (EN)	Description (DE)	IRDI
SOP	Start Of Production	Beginn der Herstellung	0173-1#07-ABT998#003
NRND	Not Recommended for New Design	Nicht empfohlen für Neukonstruktionen	0173-1#07-ABT999#003
PCN	Product Change Notice	Produktänderungsmitteilung	0173-1#07-ABU000#003
PDN	Product Discontinuance Notice for this document: special case of PCN	Produktabkündigungsmitteilung	0173-1#07-ABU001#003
EOS	End Of Sale	Einstellung des Vertriebs	0173-1#07-ABU002#003
EOP	End Of Production	Einstellung der Herstellung	0173-1#07-ABU003#003
LTD	Last Time Delivery	Letztmalige Lieferung	0173-1#07-ABU004#003
EOSR	End Of Service and Repair	Einstellung von Service, Wartung und Reparatur	0173-1#07-ABU087#003

NOTE

For some of these milestones, typical deadlines for communication from supplier to users are applicable in specific industrial sectors and markets. These deadlines might be described in a later version of this Submodel template.

The term "product change notification" refers to all of the above milestones, in particular also the product

discontinuance notice.

2.3. Relevant information

Various information is expressed in typical product change notifications from companies. This includes:

- records of product change notification itself
- details of the change (when, what, why, ..)
- master data of the item provided by the supplier (name, purpose, classification, ..)
- identification of the item, which is subject of the change notification (incl. identification properties, technical properties, logistic information, technical data elements)
- possible subsets of item batches, e.g. range of serial numbers
- identification of item(s), which might be proposed as substitute (incl. identification properties, technical properties, logistic information, technical data elements describing operating ranges)

NOTE

For this SMT specification, multiple real-world samples were analyzed to validate the specification. See Annex B.

2.4. Semantic changes of technical data elements

The `reason` and `item` identification of VDMA 24903 (see section 4.1, 4.2) provide a rather coarse information, that *something* has changed with respect to these reasons and items.

To cope with legacy, the standard and this Submodel template optionally provide files and documents (`«SML» AdditionalInformation`) that give some human-readable information, *what* has been changed. However, no machine-readable information is given, *what specifically* has been changed with respect to the item.

This is where the **technical data changes** of this Submodel template add additional machine-readable information: For each `«SMC» Record` and its `«SMC» ItemOfChange`, a list of `«SMC» TechnicalData_Changes` might be added (see Figure 4). These structures identify the technical data element by its `semanticId` and contain new `value` information. Additionally, a **back-reference** to the particular information in the Submodel for technical data can be given, in cases, where the `semanticId` solely is not specific enough.

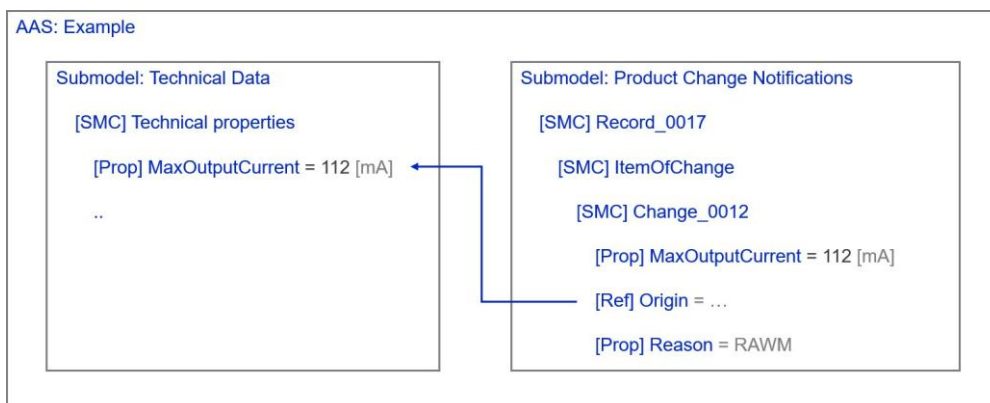


Figure 4. Example scenario of a change record 0017 with changed technical data element `MaxOutputCurrent`, referring back to the origin with in the Submodel for Technical data

2.5. Substitutions and compatibility towards fit, form, function

If the availability of the item of change is going to be limited in the near future, alternative items might be sourced for **product substitution**. In order to pursue this process, the Submodel template allows the promotion of so called **recommended items**. Each recommended item can potentially be used to substitute the item of change, with a varying degree of suitability.

This suitability can only be assessed by the industrial user of the item, e.g. the machine integrator or operator. Therefore, the supplier is able and encouraged to promote multiple possible descriptions of recommended items and to explain the potential suitability by the use of technical data up to a level of sufficient information. The industrial user however is in the position to choose such or another item as substitution.

The benefit for the supplier is to use this channel to promote the optimal range of products to the industrial users. This allows e.g. the promotion of new products with better production costs, a fine-grained portfolio management or to leverage scale effects. Also, the range of preferred series (a.k.a. customer catalogues) can play an important role.

Comparison should follow the well established categories of fit, form, function (see below). The Submodel template allows to provide values for technical data elements (e.g. Properties or Ranges), both for the actually used item of change («SMC» TechnicalData_CurrentState) and for the recommended items («SMC» TechnicalData_(Fit|Form|Function|Other)). That is, for recommended items, the supplier assigns technical data elements to these 3 categories or other.

Additionally, an overall percentage («Prop» target estimate) gives a rough indication (see Figure 5). The heuristics for the distinction into fit, form, function and the target estimate lies solely by the supplier of information and is no subject of publication or standardization.

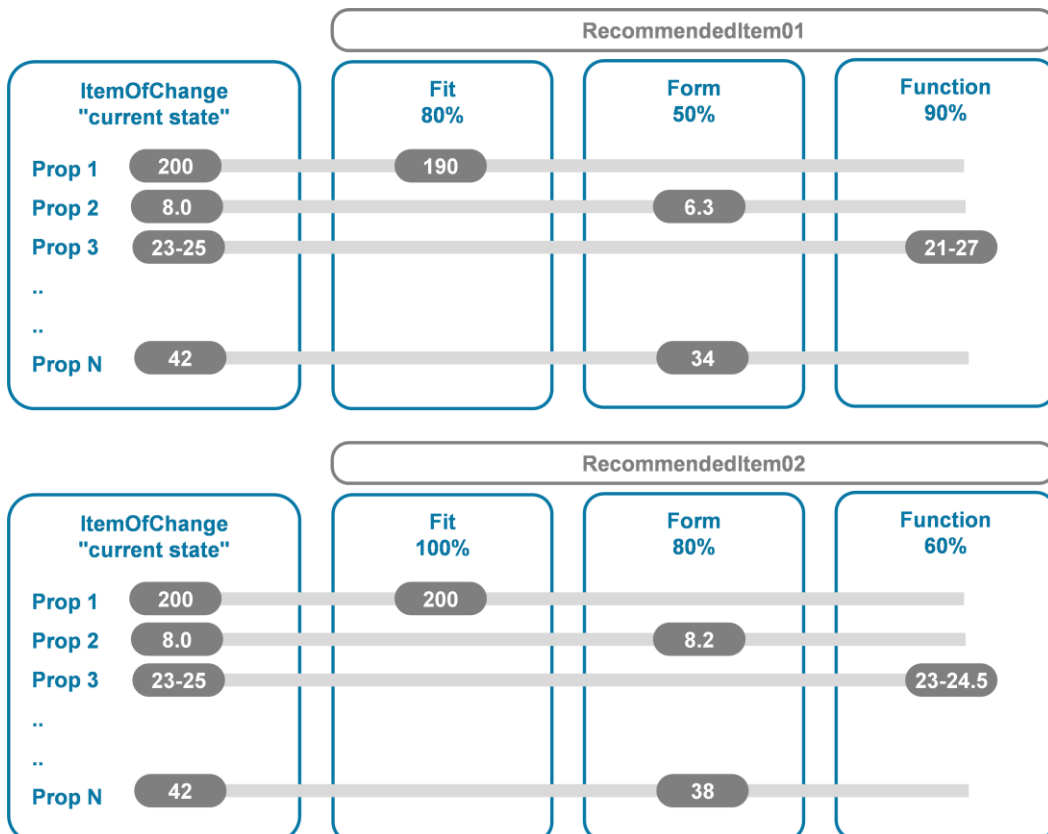


Figure 5. Example of comparability towards fit, form, function for two recommended substitutions of a product

For the distinction of fit, form, function the following statements are given by [9] (see Table 4):

Table 4. Distinction of fit, form, function [9]

Category	Description
Form	The form of a commodity is defined by its configuration (including the geometrically measured configuration), material, and material properties that uniquely characterize it. For software, the form means the design, logic flow, and algorithms.
Fit	The fit of a commodity is defined by its ability to physically interface or connect with or become an integral part of another commodity. For software, the fit is defined by its ability to interface or connect with a defense article.
Function	The function of a commodity is the action or actions it is designed to perform. For software, the function means the action or actions the software performs directly related to a defense article or as a standalone application.

2.6. Overview UML model

The SubmodelElements described in section 3 are structured in the following way (see Figure 6):

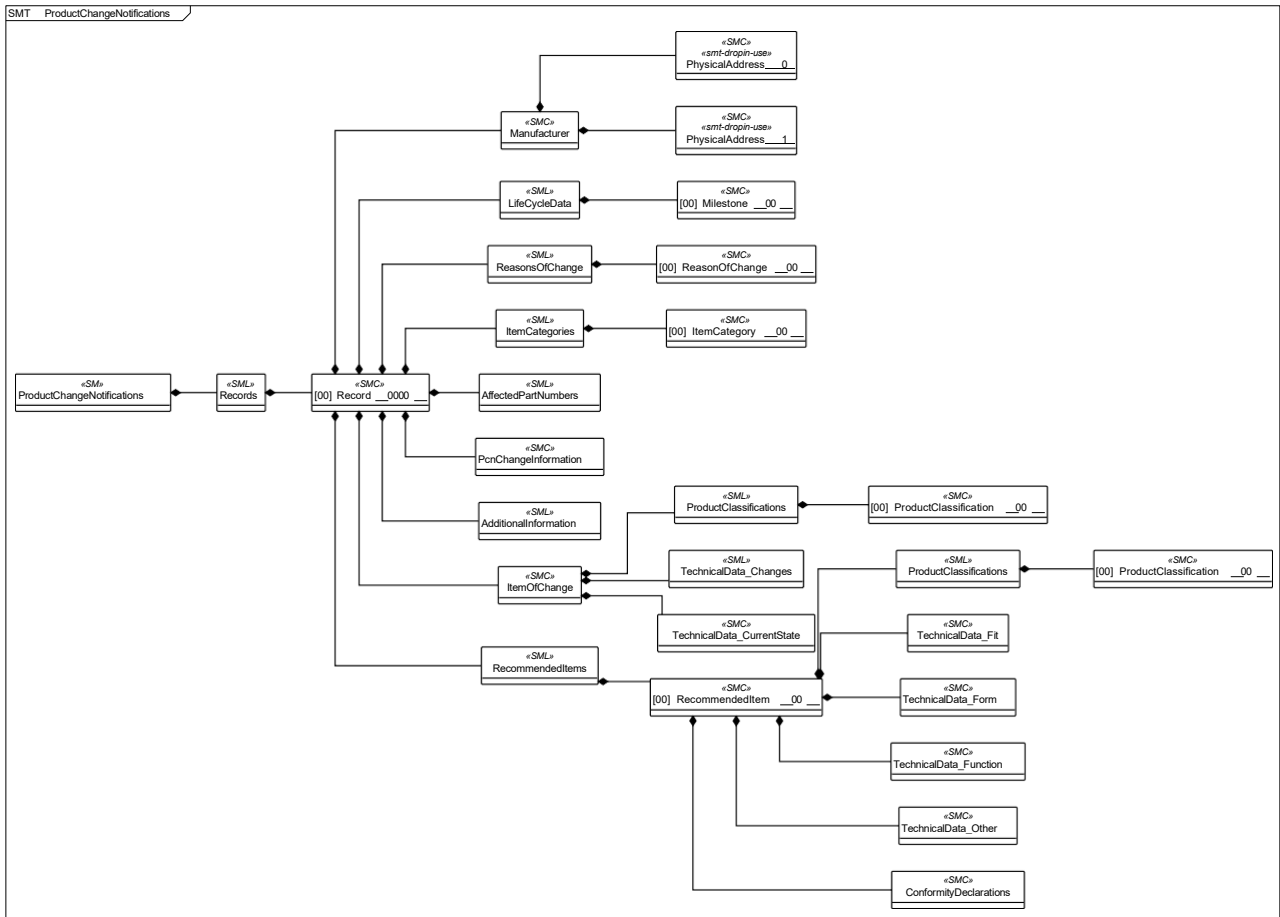


Figure 6. UML overview

For the overall Submodel template and its instances, some notes can be given:

- Such Submodel instance consists of multiple records, each of these describing an product change notification (PCN), including the special case of a product discontinuance notice (PDN).
- If new notifications occur, records are added to the already existing list `«SML» Records`, typically by adding records with higher numerical index to the list.
- An AAS event element (`«Event» PcnEventsOutgoing`, not shown in overview) serves for emitting AAS

events on new PCN records to subscribers.

- Each «SMC» Record might feature multiple reasons, why that change notifications occurs, e.g. change of raw materials (RAWM).
- Each «SMC» Record features a «SMC» ItemOfChange, which describes the (industrial) items for which the notifications occurs.
- Such item of change might describe changes in technical data («SMC» TechnicalData_Changes) or might provide technical data for comparison with the recommended items («SMC» TechnicalData_CurrentState).
- If the supply of the changed items stops and substitutes should be described by the supplier, each «SMC» Record might feature a number of recommendations («SML» RecommendedItems).
- Such «SMC» RecommendedItem__00__ might have another product classification and might describe technical data elements, which differ from the current state of technical data of the item of change. These technical data elements are grouped by fit, form, function or other (not applicable). An example for such group is «SMC» TechnicalData_Fit, holding multiple DataElements (not shown).

Chapter 3. Information structures and attributes

3.1. Submodel template for PCN

For the Submodel instance, the SubmodelElements are described as follows (see Table 5). The table convention is explained in Annex A.2.

Table 5. Table for elements of Submodel itself

idShort:	ProductChangeNotifications		
Class:	Submodel		
semanticId:	0173-1#01-AHE582#003		
Parent:	Asset Administration Shell		
Explanation:	Submodel containing a set of product change notifications over life-time		
Element details:	-		
[SME type]	semanticId	[valueType]	card.
idShort	Description@en	example	
[Evt]	http://admin-shell.io/VDMA/Fluidics/ProductChangeNotification/EventsOutgoing/1/0 declaration of an AAS event, which is able to publish the extending of this Submodel by incrementally adding product change notifications Note: Industrial users will subscribe to this event by different implementation technologies.	[]	0..1
[SML]	0173-1#02-ABI294#003	[]	0..1
Records	list of records of single product change informations Note: Newer records shall be added by adding a new highest index to the list.	1 elements	

The records in the Submodel template are complex structures (`«SMC» Record__0000__`) which are contained in a SubmodelElementList. This makes fast access by the AAS interfaces possible.

The list of records is described as follows (see Table 6). The table convention is explained in Annex A.2.

Table 6. Table for the list of records

idShort:	Records
Class:	SubmodelElementList
semanticId:	0173-1#02-ABI294#003
Parent:	ProductChangeNotifications

Explanation:	Note: Newer records shall be added by adding a new highest index to the list.		
Element details:	orderRelevant=Yes, semanticIdListElement=[GlobalReference, 0173-1#02-ABI294#003/0173-1#01-AHE583#003], typeValueListElement=SubmodelElementCollection		
[SME type]	semanticId	[valueType]	card.
idShort	Description@en	example	
[SMC]	0173-1#02-ABI294#003/0173-1#01-AHE583#003	[]	0..*
Record__0000__	individual record of product change notification data; provided by the manufacturer; extended over life-time	13 elements	

3.2. Single PCN record

The following UML model shows the structure and attributes of a single PCN record (see [Figure 7](#)).

- By `«SMC» Manufacturer`, the manufacturers legal name and address is given. For the latter, a **SMT dropin** for contact information is used.
- By `«SMC» LifeCycleData`, an update of one or multiple milestone-specific dates of validity might be communicated, e.g. for EOS = end of sales.
- By `«SMC» ReasonOfChange`, one or multiple reason of changes for this single records can be set. That is e.g., the record might communicate, that `LABEL` and `SOFTWARE` led to this PCN.
- By `«SMC» PcnChangeInformation`, human readable text information (e.g. title and text body) extends the understanding of the PCN record.
- Optionally, human readable file content can be given by a set of files in `«SML» AdditionalInformation`.
- Item specific information is described by `«SMC» ItemOfChange` and by possible `«SMC» RecommendedItem__00__`.

An important distinction is done by `«Prop» PcnType`. Following the data structures of VDMA 24903, this flag dedicates the single PCN record to represent a **product change notification (PCN)** or a **product discontinuance notice (PDN)**. According this global flag, the EOP milestone changes its semantic to communicate the effective date of the PCN or the end of production date for the PDN. For a PCN, the effective date (PCN) needs to be included in the `«SMC» LifeCycleData`, for a PDN, the end of production (EOP) date needs to be included.

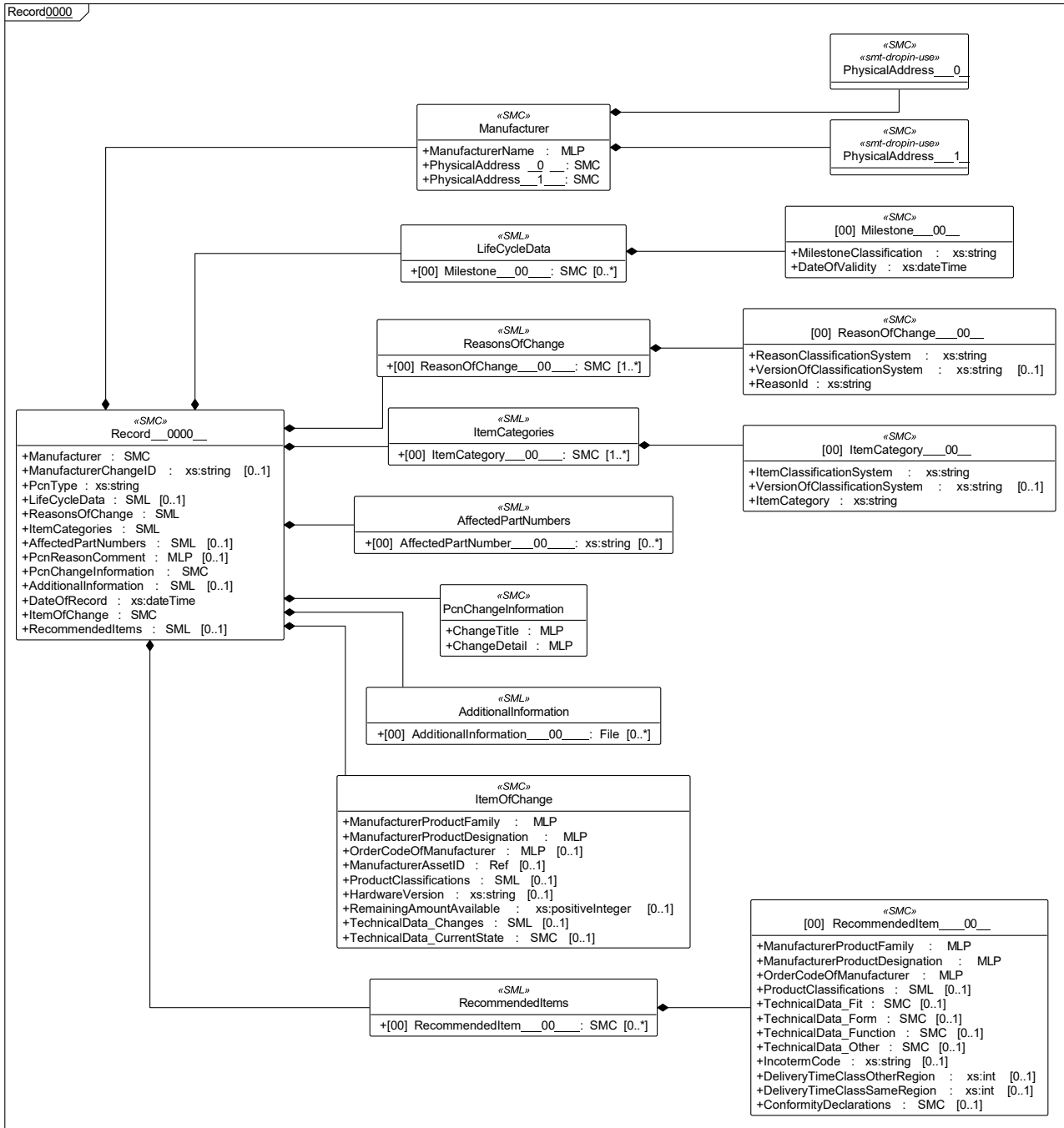


Figure 7. UML for single PCN record (selected classes)

For the record itself, the SubmodelElements are described as follows (see Table 7). The table convention is explained in Annex A.2.

Table 7. Table for single PCN record

idShort:	Record__0000__
Class:	SubmodelElementCollection
semanticId:	0173-1#02-ABI294#003/0173-1#01-AHE583#003
Parent:	Records
Explanation:	Individual record of product change notification data; provided by the manufacturer; extended over life-time
Element details:	-

[SME type]	semanticId	[valueType]	card.
idShort	Description@en	example	
[SMC] Manufacturer	0173-1#02-ABI295#003/0173-1#01-AHE584#003 set of information identifying the manufacturer or supplier, which puts the described items on the market	[] 3 elements	1
[Prop] ManufacturerChangelID	0173-1#02-ABG772#002 id of change given by and specific to individual namespace of the manufacturer	[String] CN123456	0..1
[Prop] PcnType	http://admin-shell.io/VDMA/Fluidics/ProductChangeNotification/PcnType/1/0 definition, if the PCN record represents a product change notification (PCN) or a product discontinuance notice (PDN) Note: Following the VDMA 24903, this mandatory global flag distincts between a PCN and PDN. Use either value PCN or PDN with valueId 0173-1#07-ABU000#003 (PCN) or 0173-1#07-ABU001#003 (PDN). Note: According this global flag, the PCN milestone (173-1#07-ABU000#003) communicates the effective date of the PCN and the EOP milestone (EOP milestone (0173-1#07-ABU003#003) communicates the end of production date for the PDN in the life-cycle data.	[String] PCN	1
[SML] LifeCycleData	http://admin-shell.io/VDMA/Fluidics/ProductChangeNotification/LifeCycleData/List/1/0 set of life-cycle milestones, which are set with a new validity date	[] 1 elements	0..1
[SML] ReasonsOfChange	0173-1#02-ABI296#002 one or more classifications of reason of change Note: Multiple classification systems might be used. Constraint: At least one reason according VDM24903 shall be given.	[] 1 elements	1
[SML] ItemCategories	http://admin-shell.io/VDMA/Fluidics/ProductChangeNotification/ItemCategory/List/1/0 set of categorizations of the item of change either as a whole or affect sub-item according VDMA 24903 and further norms Note: Multiple classification systems might be used. Constraint: At least one item category according VDM24903 shall be given.	[] 1 elements	1

[SML] AffectedPartNumbers	http://admin-shell.io/VDMA/Fluidics/ProductChangeNotification/AffectedPartNumber/List/1/0 set of part numbers affected by the present product change notification, if not the whole set for product family and designation Constraint: Affected part numbers shall only be listed, if not the full range of part numbers produced for this item (product family and designation) is affected. Note: Multiple single part numbers with wildcards or ranges of part numbers are listed.	□ 1 elements	0..1
[MLP] PcnReasonComment	0173-1#02-ABF814#002 comment explaining the reason of change and further circumstances in natural language. Note: May be substituted by PcnChangeInformation	□ End of sales and substitution with superior product with IO Link.@en	0..1
[SMC] PcnChangeInformation	http://admin-shell.io/VDMA/Fluidics/ProductChangeNotification/PcnChangeInformation/1/0 set of information detailing on the particular changes of a product change notification	□ 2 elements	1
[SML] AdditionalInformation	http://admin-shell.io/VDMA/Fluidics/ProductChangeNotification/AdditionalInformation/List/1/0 files in common data format providing further descriptive information or information in natural language or graphical representation Note: Suppliers are encouraged to add the conventional "product change information" documents and further details, e.g. photo-based or geometric change information to the PCN record.	□ 1 elements	0..1
[Prop] DateOfRecord	0173-1#02-ABF816#003 UTC calendar date when the record of change was initially published by the manufacturer Note: Date is in UTC (coordinated universal time). Typically, time is given, as well.	[DateTime] 2022-07-26T18:27:00Z	1
[SMC] ItemOfChange	0173-1#02-ABI297#003/0173-1#01-AHE586#003 information set which describes an item of change by the manufacturer	□ 9 elements	1

[SML]	http://admin-shell.io/VDMA/Fluidics/ProductChangeNotification/RecommendedItem/List/1/0	□	0..1
RecommendedItems	set of recommended items, which propose substitution of the item of change, if this becomes unavailable Note: The supplier is encouraged to provide recommended items.	1 elements	

3.3. ItemOfChange

The following UML model (see Figure 8) shows the structure and attributes of the item of change. As sub-structures, product classifications, changes to the technical data by this record and the current state of technical data, compared to the recommended items, are found.

NOTE

ItemOfChange and RecommendedItem__00__ use a similar set of SubmodelElements. For the sake of clarity, these structures are described by distinct ConceptDescriptions with clearly identified possibilities and cardinalities.

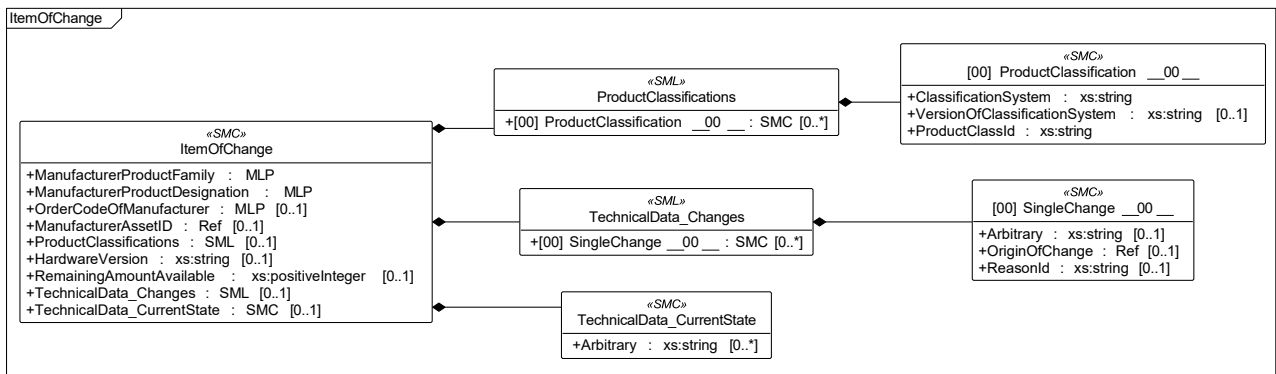


Figure 8. UML for item of change

For the item of change, the SubmodelElements are described as follows (see Table 8). The table convention is explained in Annex A.2.

Table 8. Table for item of change

idShort:	ItemOfChange		
Class:	SubmodelElementCollection		
semanticId:	0173-1#02-ABI297#003/0173-1#01-AHE586#003		
Parent:	Record__0000__		
Explanation:	Information set which describes an item of change by the manufacturer		
Element details:	-		
[SME type]	semanticId	[valueType]	card.
idShort	Description@en	example	

[MLP]	0173-1#02-AAU731#003	□	1
ManufacturerProductFamily	2nd level of a 3 level manufacturer specific product hierarchy Note: mandatory property according to EU Machine Directive 2006/42/EC.	Pressure sensor@en	
[MLP]	0173-1#02-AAW338#002	□	1
ManufacturerProductDesignation	short description of the product (short text) Note: mandatory property according to EU Machine Directive 2006/42/EC.	SDE3-D10Z-B-HQ4-2N-M8@en	
[MLP]	0173-1#02-AAO227#004	□	0..1
OrderCodeOfManufacturer	by manufacturer issued unique combination of numbers and letters used to identify the device for ordering Note: Optional, as it might not exist for long term used items.	FMABC1234@en	
[Ref]	0173-1#02-ABG775#002	□	0..1
ManufacturerAssetID	reference to asset identification of the item in the domain of the manufacturer Note: This can be used to easily retrieve further information on the described item, such as full technical data, documentation, MCAD or ECAD models.		
[SML]	0173-1#02-ABI298#002	□	0..1
ProductClassifications	set of product classifications Menge an Produktklassifikationen Note: It is encouraged to provide the actual product classification, e.g. by ECLASS, in order to ease the identification of relevant items by the industrial user.	1 elements	
[Prop]	0173-1#02-AAN270#003	[String]	0..1
HardwareVersion	version of the hardware supplied with the device	1.1	
[Prop]	0173-1#02-BAF551#004	[PositiveInteger]	0..1
RemainingAmountAvailable	quantitative statement about the set of products in warehouse / storage Note: This is an indicative figure; the manufacturer/supplier may use a heuristical model to distribute available stock to a forecasted number of industrial users. Useful for industrial users to assess individual need of products against assumed availability.	4500	
[SML]	http://admin-shell.io/VDMA/Fluidics/ProductChangeNotification/TechnicalData_Changes/List/1/0	□	0..1
TechnicalData_Changes	set of information elements provided to describe changes in (existing) technical data of the item in a semantically enabled way	1 elements	

<p>[SMC]</p> <p>TechnicalData_CurrentState</p>	<p>http://admin-shell.io/VDMA/Fluidics/ProductChangeNotification/TechnicalData_CurrentState/List/1/0</p> <p>set of technical data elements describing the current state of the item of change compared with other recommended items</p> <p>Note: For the recommended items, the technical data elements are individually grouped in fit, form, function, other. As different alternatives might engage different groupings, the respective technical data elements of the item of change are not grouped, at all.</p> <p>Note: If possible, technical data elements in the recommended items should find its counterparts here (that is: DataElement with identical semanticId).</p>	<p>□</p> <p>1 elements</p>	<p>0..1</p>
--	--	----------------------------	-------------

3.4. RecommendedItem

If the availability of the item of change is going to be limited in the near future, an alternative item might be sourced. Recommendations from suppliers side are described by such recommended items. The following UML model (see [Figure 9](#)) shows the structure and attributes of such recommended item. As the structure is complex, multiple sub-classes are shown in the UML model. These sub-classes will be described in later sections.

- NOTE** ItemOfChange and RecommendedItem_00__use a similar set of SubmodelElements. For the sake of clarity, these structures are described by distinct ConceptDescriptions with clearly identified possibilities and cardinalities.
- NOTE** For working with `«SMC» TechnicalData_(Fit|Form|Function|Other)`, see the approaches in [Section 2.5](#). The `TargetEstimate` is as described. Arbitrary Property-elements may be added.

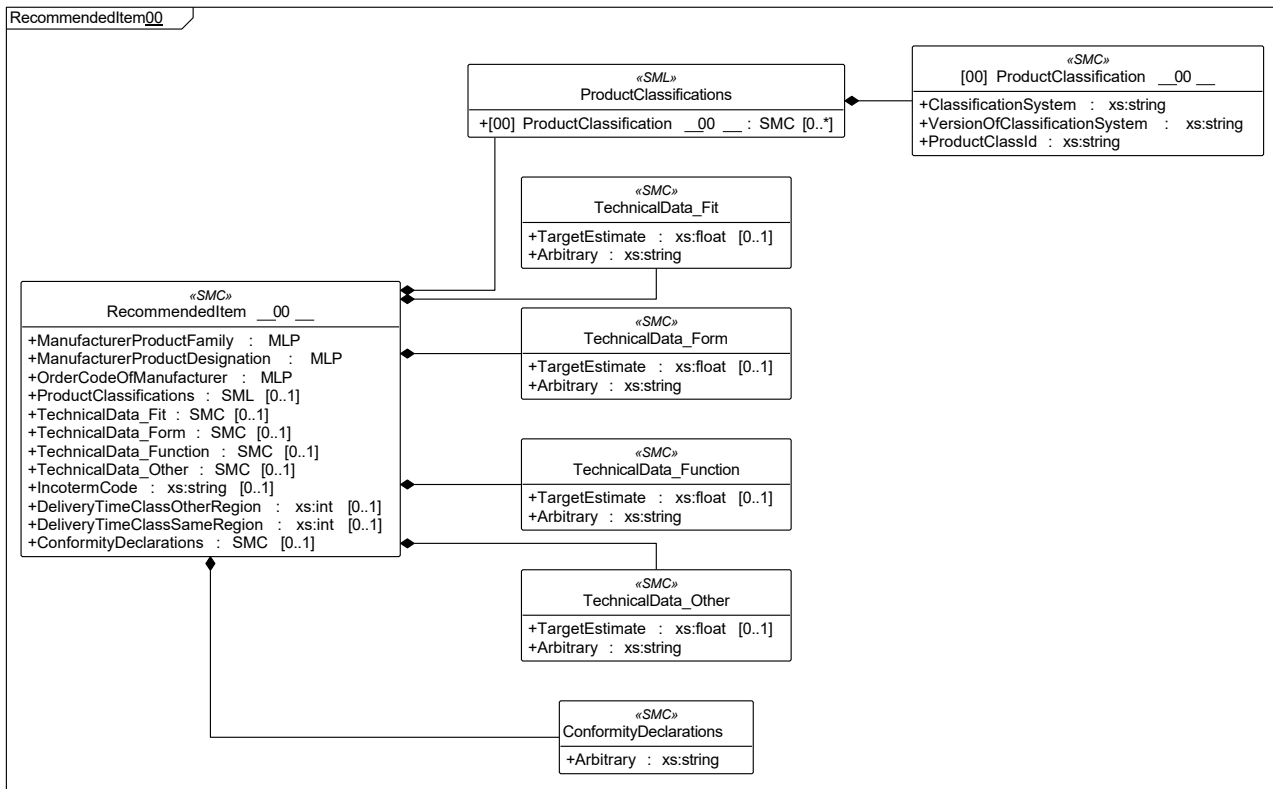


Figure 9. UML for recommended item

For the recommended items, the SubmodelElements are described as follows (see Table 9). The table convention is explained in Annex A.2.

Table 9. Table for recommended item

idShort:	RecommendedItem__00__		
Class:	SubmodelElementCollection		
semanticId:	http://admin-shell.io/VDMA/Fluidics/ProductChangeNotification/RecommendedItem/1/0		
Parent:	RecommendedItems		
Explanation:	Set of recommended items, which propose substitution of the item of change, if this becomes unavailable		
Element details:	-		
[SME type]	semanticId	[valueType]	card.
idShort	Description@en	example	
[MLP]	0173-1#02-AAU731#003	□	1
ManufacturerProductFamily	2nd level of a 3 level manufacturer specific product hierarchy Note: mandatory property according to EU Machine Directive 2006/42/EC.	Pressure sensor@en	
[MLP]	0173-1#02-AAW338#002	□	1
ManufacturerProductDesignation	short description of the product (short text) Note: mandatory property according to EU Machine Directive 2006/42/EC.	SDE3-D10Z-B-HQ4-2N-M8@en	

[MLP]	0173-1#02-AAO227#004	□	1
OrderCodeOf Manufacturer	by manufacturer issued unique combination of numbers and letters used to identify the device for ordering Note: Mandatory, as required to order.	FMABC1234 @en	
[SML]	0173-1#02-ABI298#002	□	0..1
ProductClassifi cations	set of product classifications Menge an Produktklassifikationen	1 elements	
[SMC]	0173-1#02-ABI299#003/0173-1#01-AHE588#003	□	0..1
TechnicalData _Fit	set of SubmodelElements describing technical properties of the item, in particular regarding the fit of the product Note: it is recommended that the selected property types for the recommended items are matching to the provided properties if the item of change to allow a one-by-one comparison of items. Note: the manufacturers are recommended to select only those property types, which support a meaningful comparison of the recommendation with the item of change. To many property types are considered to increase the signal/ noise ratio of information.	2 elements	
[SMC]	0173-1#02-ABI300#003/0173-1#01-AHE589#003	□	0..1
TechnicalData _Form	set of SubmodelElements describing technical properties of the item, in particular regarding the (outer) form of the product Note: it is recommended that the selected property types for the recommended items are matching to the provided properties if the item of change to allow a one-by-one comparison of items. Note: the manufacturers are recommended to select only those property types, which support a meaningful comparison of the recommendation with the item of change. To many property types are considered to increase the signal/ noise ratio of information.	2 elements	
[SMC]	0173-1#02-ABI301#003/0173-1#01-AHE590#003	□	0..1
TechnicalData _Function	set of SubmodelElements describing technical properties of the item, in particular regarding the function of the product Note: it is recommended that the selected property types for the recommended items are matching to the provided properties if the item of change to allow a one-by-one comparison of items. Note: the manufacturers are recommended to select only those property types, which support a meaningful comparison of the recommendation with the item of change. To many property types are considered to increase the signal/ noise ratio of information.	2 elements	

[SMC]	0173-1#02-ABI302#003/0173-1#01-AHE591#003	[]	0..1
TechnicalData _Other	set of SubmodelElements describing technical properties of the item, not being regarding the fit, form or function of the product Note: the manufacturers are recommended to select only those property types, which support a meaningful comparison of the recommendation with the item of change. To many property types are considered to increase the signal/ noise ratio of information. Note: the SMC TechnicalData_Other is supposed to comprise meaningful property instances, which do not fit into the categories fit, form, function.	2 elements	
[Prop]	0173-1#02-AAO280#004	[String]	0..1
IncotermCode	international coding of transport, costs and insurance according to INCOTERMS 2000, UN/ECE, Recommendation No. 5 (ECE/TRADE/259) Note: see https://en.wikipedia.org/wiki/Incoterms	DAT	
[Prop]	0173-1#02-ABG779#003	[Int]	0..1
DeliveryTimeC lassOtherRegi on	expected duration in working days of delivery towards representative customers in other regions	5	
[Prop]	0173-1#02-ABG778#003	[Int]	0..1
DeliveryTimeC lassSameRegi on	expected duration in working days of delivery towards representative customers in the same region	2	
[SMC]	0173-1#02-ABI303#003/0173-1#01-AHE592#003	[]	0..1
ConformityDec larations	set of information describing conformity declaration, certificate and suitability for different industrial sectors (branches)	1 elements	

3.5. Manufacturer information

For the manufacturer information, the legally valid designation of natural or judicial person which is directly responsible for bringing the item to the market shall be given. Also required is an address information. For this information, a SMT drop-in "AddressInformation" from the SMT "Contact Information (IDTA 02002)" is used, see section 3.13.

For the SubmodelElementCollection, the SubmodelElements are described as follows (see Table 10). The table convention is explained in Annex A.2.

Table 10. Table for manufacturer information

idShort:	Manufacturer
Class:	SubmodelElementCollection
semanticId:	0173-1#02-ABI295#003/0173-1#01-AHE584#003
Parent:	Record__0000__

Explanation:	Set of information identifying the manufacturer or supplier, which puts the described items on the market		
Element details:	-		
[SME type]	semanticId	[valueType]	card.
idShort	Description@en	example	
[MLP]	0173-1#02-AAO677#004	□	1
ManufacturerName	legally valid designation of the natural or judicial person which is directly responsible for the design, production, packaging and labeling of a product in respect to its being brought into circulation	Example company and sons@en	
[SMC]	https://admin-shell.io/zvei/nameplate/1/0/ContactInformations/ContactInformation supplementalSemanticId: https://admin-shell.io/smt-dropin/smt-dropin-use/1/0 , 0173-1#02-ABG791#003/0173-1#01-ADR442#008 Note: This set of information is defined by SMT drop-in "Contact Information" in (current) version 1.0, given by the SMT for Contact and Address Information V1.0. The ECLASS IRDI reserved for the SMC was added as supplementalSemanticId. Note: Use this set of information, until version 1.1 of the SMT drop-in "Contact Information" is published. Note: The idShort shall go without the index "0".	□ 0 elements	1
[SMC]	0112/2///61360_7#AAS034 supplementalSemanticId: https://admin-shell.io/smt-dropin/smt-dropin-use/1/0 , 0173-1#02-ABG791#003/0173-1#01-ADR442#008 properties characterizing a geographical location where individual people and organizations are residing according to an address system Note: this set of information is defined by SMT drop-in "Contact Information" in upcoming version 1.1, given by the SMT for Contact and Address Information V1.1. The ECLASS IRDI reserved for the SMC was added as supplementalSemanticId. Note: Use this set of information, if version 1.1 of the SMT drop-in "Contact Information" is published. Note: The idShort shall go without the index "1".	□ 0 elements	1

3.6. Life-cycle data and milestones

When a product change notification record is issued, multiple important milestone dates according section 2.2 might be altered by the supplier. In order to bring about the update of these dates, `<<SML>> LifeCycleData` can be populated by multiple `<<SMC>> Milestone` structures. For each of these structures, a milestone classification (see Table 3) and a new date of validity is provided.

The date of validity specifies, when the item enters a new life-cycle phase. The record's documents, when the change was available for public access. «Prop» DateOfRecord

For this information structure, two tables are given. The first describes the list of milestones (life-cycle data, see Table 11), the second describes the individual milestone (see Table 12). The table convention is explained in Annex A.2.

Table 11. Table for list of milestones

idShort:	LifeCycleData		
Class:	SubmodelElementList		
semanticId:	http://admin-shell.io/VDMA/Fluidics/ProductChangeNotification/LifeCycleData/List/1/0		
Parent:	Record__0000__		
Explanation:	Set of life-cycle milestones, which are set with a new validity date		
Element details:	orderRelevant=No, semanticIdListElement=[GlobalReference, http://admin-shell.io/VDMA/Fluidics/ProductChangeNotification/LifeCycleData/Milestone/1/0], typeValueListElement=SubmodelElementCollection		
[SME type]	semanticId	[valueType]	card.
idShort	Description@en	example	
[SMC]	http://admin-shell.io/VDMA/Fluidics/ProductChangeNotification/LifeCycleData/Milestone/1/0	□	0..*
Milestone __00__	definition of one milestone in the life-cycle of a industrial item or product	2 elements	

Now the elements of the single entity (see Table 12). The table convention is explained in Annex A.2.

Table 12. Table for single milestone

idShort:	Milestone__00__		
Class:	SubmodelElementCollection		
semanticId:	http://admin-shell.io/VDMA/Fluidics/ProductChangeNotification/LifeCycleData/Milestone/1/0		
Parent:	LifeCycleData		
Explanation:	Definition of one milestone in the life-cycle of a industrial item or product		
Element details:	-		
[SME type]	semanticId	[valueType]	card.
idShort	Description@en	example	

[Prop]	0173-1#02-ABG773#002	[String]	1
MilestoneClassification	defined point in time with a specific meaning for life-cycle management Note: defined point in time with a specific meaning for life-cycle management (IEC 62890:2020). Note: Set value and valueId with one of these: SOP (0173-1#07-ABT998#003), NRND (0173-1#07-ABT999#003), PCN (0173-1#07-ABU000#003), EOS (0173-1#07-ABU002#003), EOP (0173-1#07-ABU003#003), LTD (0173-1#07-ABU004#003), EOSR (0173-1#07-ABU087#003) Note: The PDN milestone is not to be used for this classification. Instead, the global flag PcnType is set with value=PCN and valueId=0173-1#07-ABU000#003.	EOS	
[Prop]	0173-1#02-ABF815#002	[DateTime]	1
DateOfValidity	UTC calendar date when the change will take place Note: Date is in UTC (coordinated universal time). Typically, time is given, as well.	2022-08-01T00:00:00Z	

3.7. Reasons of changes

Items might be associated with one or multiple reasons of change, which led to the formulation of a product change notification.

For this information structure, two tables are given. The first describes the list of reasons of change (see [Table 13](#)), the second describes the attributes of a single reason (see [Table 14](#)). The table convention is explained in Annex A.2.

Table 13. Table for list of reasons of change

idShort:	ReasonsOfChange		
Class:	SubmodelElementList		
semanticId:	0173-1#02-ABI296#002		
Parent:	Record__0000__		
Explanation:	Note: Multiple classification systems might be used. Constraint: At least one reason according VDM24903 shall be given.		
Element details:	orderRelevant=No, semanticIdListElement=[GlobalReference, 0173-1#02-ABI296#002/0173-1#01-AHE585#002], typeValueListElement=SubmodelElementCollection		
[SME type]	semanticId	[valueType]	card.
idShort	Description@en	example	
[SMC]	0173-1#02-ABI296#002/0173-1#01-AHE585#002	[]	1..*
ReasonOfChange__00__	individual classification of reason of change	3 elements	

Now the elements of the single entity (see [Table 14](#)). The VDMA 24903 reason classification is given in [Table 25](#). The table convention is explained in Annex A.2.

Table 14. Table for single reason of change

idShort:	ReasonOfChange__00__		
Class:	SubmodelElementCollection		
semanticId:	0173-1#02-ABI296#002/0173-1#01-AHE585#002		
Parent:	ReasonsOfChange		
Explanation:	One or more classifications of reason of change		
Element details:	-		
[SME type]	semanticId	[valueType]	card.
idShort	Description@en	example	
[Prop]	0173-1#02-ABF813#002	[String]	1
ReasonClassificationSystem	rough categorization of the unit for rule-based processing Note: Examples for common names for classification systems are "VDMA24903" or "ECLASS".	VDMA24903	
[Prop]	0173-1#02-AAR710#002	[String]	0..1
VersionOfClassificationSystem	referenced state of development of documents and applications Common version identifier of the used classification system, in order to distinguish different version of the property dictionary. Note: Casing is to be ignored. Note: 4 digit year of publication date of classification standard can serve as version.	2017	
[Prop]	0173-1#02-ABG774#002	[String]	1
ReasonId	class of the reason itself with code as alphanumeric string Note: Ideally, the Property/valueId is used to reference the IRI/ IRDI of the reason id given by ECLASS.	RAWM	

3.8. Item categories

Items might be categorized either as a whole or with their affected sub-parts to allow (semi-) automatic assessment of the PCN by the industrial users.

Theoretically, multiple classifications of this item categorization can be done. However, at least one categorization according VDMA 24903 shall be given.

For this information structure, two tables are given. The first describes the list of item categorizations (see Table 15), the second describes the attributes of a single categorization (see Table 16). The table convention is explained in Annex A.2.

Table 15. Table for list of item categories

idShort:	ItemCategories
Class:	SubmodelElementList

semanticId:	http://admin-shell.io/VDMA/Fluidics/ProductChangeNotification/ItemCategory/List/1/0		
Parent:	Record__0000__		
Explanation:	Note: Multiple classification systems might be used. Constraint: At least one item category according VDM24903 shall be given.		
Element details:	orderRelevant=No, semanticIdListElement=[GlobalReference, http://admin-shell.io/VDMA/Fluidics/ProductChangeNotification/ItemCategory/1/0], typeValueListElement=SubmodelElementCollection		
[SME type]	semanticId	[valueType]	card.
idShort	Description@en	example	
[SMC] ItemCategory__00__	http://admin-shell.io/VDMA/Fluidics/ProductChangeNotification/ItemCategory/1/0 categorization of the item of change either as a whole or affect sub-item according VDMA 24903 and further norms	[] 3 elements	1..*

Now the elements of the single categorization (see Table 16). The VDMA 24903 item classification is given in Table 24. The table convention is explained in Annex A.2.

Table 16. Table for single item category

idShort:	ItemCategory__00__		
Class:	SubmodelElementCollection		
semanticId:	http://admin-shell.io/VDMA/Fluidics/ProductChangeNotification/ItemCategory/1/0		
Parent:	ItemCategories		
Explanation:	Set of categorizations of the item of change either as a whole or affect sub-item according VDMA 24903 and further norms		
Element details:	-		
[SME type]	semanticId	[valueType]	card.
idShort	Description@en	example	
[Prop] ItemClassificationSystem	http://admin-shell.io/VDMA/Fluidics/ProductChangeNotification/ItemCategory/ItemClassificationSystem/1/0 classification system used for the item categorization of the item of change for rule-based processing Note: Examples for common names for classification systems are "VDMA24903".	[String] VDMA24903	1

[Prop]	0173-1#02-AAR710#002	[String]	0..1
VersionOfClassificationSystem	referenced state of development of documents and applications Common version identifier of the used classification system, in order to distinguish different version of the property dictionary. Note: Casing is to be ignored. Note: 4 digit year of publication data of classification standard can serve as version.	2017	
[Prop]	http://admin-shell.io/VDMA/Fluidics/ProductChangeNotification/ItemCategory/ItemCategory/1/0	[String]	1
ItemCategory	class of the item category of a change according VDMA24903 coded as alphanumerical string Note: Ideally, the Property/valueId is used to reference the IRI/ IRDI of the reason id given by ECLASS.	ELME	

3.9. Affected part numbers

Even if a specific combination of product family and product designation is given, tens of thousands of manufactured products might be affected by a product change notification. Often, the supplier wants to limit the extent of such PCN further, for example to a certain batch or producing factory.

Therefore, the Submodel template allows listing of affected part numbers. This listing is **only required**, if **not all** part numbers specified by product family and product designation are affected.

Multiple list elements can be given, each specifying a set of affected part numbers by using wildcard and delimiting characters.

Table 17. Using wildcard and delimiting characters for affected part numbers

List element value	Description (example)
12345	Single 5 digit part number given.
12345;23456;34567	Set of part numbers, coding exactly 3 part numbers, each with 5 digits.
10000-19999	Range of part numbers; all 10000 part number combinations with 5 digits starting with a '1' are affected.
1*8	Asterix wildcard, can be used in single/ set/ range part numbers. It will express all numbers starting with '1' and ending with '8'.
1?3?8	Question mark wildcard, can be used in single/ set/ range part numbers. It will express all numbers all 5 digit numbers starting with '1' and ending with '8' and middle as '3'.

For this information structure, the SubmodelElements are described as follows (see Table 18). The table convention is explained in Annex A.2.

Table 18. Table for single entry of affected part number

idShort:	AffectedPartNumbers
Class:	SubmodelElementList

semanticId:	http://admin-shell.io/VDMA/Fluidics/ProductChangeNotification/AffectedPartNumber/List/1/0		
Parent:	Record__0000__		
Explanation:	<p>Constraint: Affected part numbers shall only be listed, if not the full range of part numbers produced for this item (product family and designation) is affected.</p> <p>Note: Multiple single part numbers with wildcards or ranges of part numbers are listed.</p>		
Element details:	orderRelevant=No, semanticIdListElement=[GlobalReference, http://admin-shell.io/VDMA/Fluidics/ProductChangeNotification/AffectedPartNumber/1/0], typeValueListElement=Property, valueTypeListElement=xs:string		
[SME type]	semanticId	[valueType]	card.
idShort	Description@en	example	
[Prop]	http://admin-shell.io/VDMA/Fluidics/ProductChangeNotification/AffectedPartNumber/1/0	[String]	0..*
AffectedPartNumber__00__	<p>part numbers affected by the present product change notification</p> <p>Note: This Property codes only part number ("12345"), a set of part numbers ("12345;23456;34567"), a range of part numbers("10000-19999"). For each of these, wildcards like asterix ("1*8", all numbers starting with '1' and ending with '8') or question mark ("1?3?8", all 5 digit numbers starting with '1' and ending with '8' and middle as '5') are allowed.</p>		

3.10. Text based Change information

Human readable text information eases the understanding of the PCN. By this sub-structure, multiple information elements are organized, which can be used to e.g. display an summary information of PCN.

For this information structure, the SubmodelElements are described as follows (see Table 19). The table convention is explained in Annex A.2.

Table 19. Table for text based change information

idShort:	PcnChangeInformation		
Class:	SubmodelElementCollection		
semanticId:	http://admin-shell.io/VDMA/Fluidics/ProductChangeNotification/PcnChangeInformation/1/0		
Parent:	Record__0000__		
Explanation:	Set of information detailing on the particular changes of a product change notification		
Element details:	-		
[SME type]	semanticId	[valueType]	card.
idShort	Description@en	example	

[MLP] ChangeTitle	http://admin-shell.io/VDMA/Fluidics/ProductChangeNotification/PcnChangeInformation/ChangeTitle/1/0 human readable title (summary) of information of particular changes of a product change notification	□ Change of product dimensions because of RoHS@en	1
[MLP] ChangeDetail	http://admin-shell.io/VDMA/Fluidics/ProductChangeNotification/PcnChangeInformation/ChangeDetail/1/0 human readable body (details) of information of particular changes of a product change notification	□ Because of this and that and that the following features changed: A, B, C..@en	1

3.11. Product classifications

Items might be associated with one or multiple product classifications of different classification systems, where ECLASS is a prominent example.

For this information structure, two tables are given. The first describes the list of product classifications (see Table 20), the second describes the attributes of a single product classification (see Table 21). The table convention is explained in Annex A.2.

Table 20. Table for list of product classifications

idShort:	ProductClassifications		
Class:	SubmodelElementList		
semanticId:	0173-1#02-ABI298#002		
Parent:	ItemOfChange		
Explanation:	Note: It is encouraged to provide the actual product classification, e.g. by ECLASS, in order to ease the identification of relevant items by the industrial user.		
Element details:	orderRelevant=No, semanticIdListElement=[GlobalReference, 0173-1#02-ABI298#002/0173-1#01-AHE587#002], typeValueListElement=SubmodelElementCollection		
[SME type]	semanticId	[valueType]	card.
idShort	Description@en	example	
[SMC] ProductClassification__00__	0173-1#02-ABI298#002/0173-1#01-AHE587#002 single product classification item by association with product class in a particular classification system or property dictionary	□ 3 elements	0..*

Now the elements of the single entity (see Table 21). The table convention is explained in Annex A.2.

Table 21. Table of a single product classification

idShort:	ProductClassification__00__
-----------------	------------------------------------

Class:	SubmodelElementCollection		
semanticId:	0173-1#02-ABI298#002/0173-1#01-AHE587#002		
Parent:	ProductClassifications		
Explanation:	Single product classification item by association with product class in a particular classification system or property dictionary		
Element details:	-		
[SME type]	semanticId	[valueType]	card.
idShort	Description@en	example	
[Prop]	0173-1#02-AAR709#002	[String]	1
ClassificationSystem	reference to the scheduled collection of abstract concepts that are used to distinguish and order objects	ECLASS	
[Prop]	0173-1#02-AAR710#002	[String]	0..1
VersionOfClassificationSystem	referenced state of development of documents and applications Common version identifier of the used classification system, in order to distinguish different version of the property dictionary. Note: Casing is to be ignored. Note: the SMT "Technical Data" refers to this as: [IRI] https://admin-shell.io/ZVEI/TechnicalData/ClassificationSystemVersion/1/1	14.0 (BASIC)	
[Prop]	0173-1#02-ABG776#002	[String]	1
ProductClassId	class of the associated product or industrial equipment in the classification system. According to the notation of the system Note: Ideally, the Property/valueId is used to reference the IRI/ IRDI of the product class. Note: the SMT "Technical Data" refers to this as: [IRI] https://admin-shell.io/ZVEI/TechnicalData/ProductClassId/1/1	27-27-49-01	

3.12. Changes of technical data

When a product change notification is given, it might be relevant, which technical data element of the item of change have actually changed and to which reason of change this contributes. This information structure is able to hold this information, including the approach to express the respective semanticId and value of this technical data element. Additionally, an backreference to the respective (updated) element in the Submodel for technical data, where the changes originates, can be provided.

For this information structure, two tables are given. The first describes the list of technical data changes (see Table 22), the second describes the attributes of a single change (see Table 23). The table convention is explained in Annex A.2.

Table 22. Table for list of changes of technical data

idShort:	TechnicalData_Changes
-----------------	------------------------------

Class:	SubmodelElementList		
semanticId:	http://admin-shell.io/VDMA/Fluidics/ProductChangeNotification/TechnicalData_Changes/List/1/0		
Parent:	ItemOfChange		
Explanation:	Set of information elements provided to describe changes in (existing) technical data of the item in a semantically enabled way		
Element details:	orderRelevant=No, semanticIdListElement=[GlobalReference, http://admin-shell.io/VDMA/Fluidics/ProductChangeNotification/TechnicalData_Changes/Change/1/0], typeValueListElement=SubmodelElementCollection		
[SME type]	semanticId	[valueType]	card.
idShort	Description@en	example	
[SMC] SingleChange__00__	http://admin-shell.io/VDMA/Fluidics/ProductChangeNotification/TechnicalData_Changes/Change/1/0 single change element to changes of technical data containing semantically enabled information Note: This SMC can be added to annotate changes in DataElements of existing Submodels (e.g. for technical data) and to provide more specific information to reason and items of a VDMA 24903 change.	[] 3 elements	0..*

Now the elements of the single entity. The table convention is explained in Annex A.2.

Table 23. Table for single change of technical data

idShort:	SingleChange__00__		
Class:	SubmodelElementCollection		
semanticId:	http://admin-shell.io/VDMA/Fluidics/ProductChangeNotification/TechnicalData_Changes/Change/1/0		
Parent:	TechnicalData_Changes		
Explanation:	Note: This SMC can be added to annotate changes in DataElements of existing Submodels (e.g. for technical data) and to provide more specific information to reason and items of a VDMA 24903 change.		
Element details:	-		
[SME type]	semanticId	[valueType]	card.
idShort	Description@en	example	
[Prop] Arbitrary	https://admin-shell.io/SMT/General/Arbitrary supplementalSemanticId: http://admin-shell.io/VDMA/Fluidics/ProductChangeNotification/TechnicalData_Changes/NewValue/1/0 Note: An arbitrary Property, MLP, Range-element can be placed in this structure with arbitrary semanticId. It is marked by the supplementalSemanticId for 'new value'.	[String] 100 [mA]	0..1

[Ref] OriginOfChange	http://admin-shell.io/VDMA/Fluidics/ProductChangeNotification/TechnicalData_Changes/OriginOfChange/1/0 back-reference to the respective element in the set of technical data, where the change originates Note: The set of technical data in the definition refers to the Submodel for technical data in the AAS.	[] [Submodel, https://example.com/sm/12345/],[SubmodelElementCollection, TechnicalProperties],[Property, MaxOutputCurrent]	0..1
[Prop] ReasonId	0173-1#02-ABG774#002 class of the reason itself with code as alphanumeric string Note: Ideally, the Property/valueId is used to reference the IRI/ IRDI of the reason id given by ECLASS.	[String] RAWM	0..1

3.13. Address information

3.13.1. Overview on address information

In order to provide information about a physical address, the SMT drop-ins in SMT "Contact Information" defined by the IDTA is to be re-used in the context of the product change notification. The same mechanism is used with the SMT Digital Nameplate, as well.

Due to the fact that the respective SMCs of SMT "Contact Information" have been conceived to provide interoperable contact information thus all properties within those SMCs are defined as optional, this chapter defines **properties that are mandatorily required** to ensure the provision of physical address.

The following SubmodelElements shall be specified within `SMC ContactInformation/ PhysicalAddress`:

- `MLP Street` (including the street number) `MLP StreetNumber`
- `MLP Zip(Postal)Code`
- `MLP CityTown`
- `MLP National/ CountryCode`

For the time of the publication of this document, two versions of the SMT drop-ins in SMT "Contact Information" defined by the IDTA are found to be relevant.

(a) IDTA 02002-1-0 is the (first) published version of the SMT drop-in from May 2022. It uses semanticIds according to ECLASS and is also used by the already published version of SMT Digital Nameplate v.3.0.1.

(b) IDTA 02002-1-1 will be the upcoming version. It is expected to use semanticIds according IEC and is specified in parallel to a new version of the SMT Digital Nameplate.

The recommendation is, to use version (a) until a new version of the SMT "Contact Information" is existing and a newly SMT Digital Nameplate uses the same new SMT drop-in. If these two conditions are met, the recommendation is to use (b).

3.13.2. Address information v1.0

Figure 10 shows an example UML-diagram defining the relevant properties which need to be set mandatory when using the drop-ins in SMT "Contact Information" version 1.0.

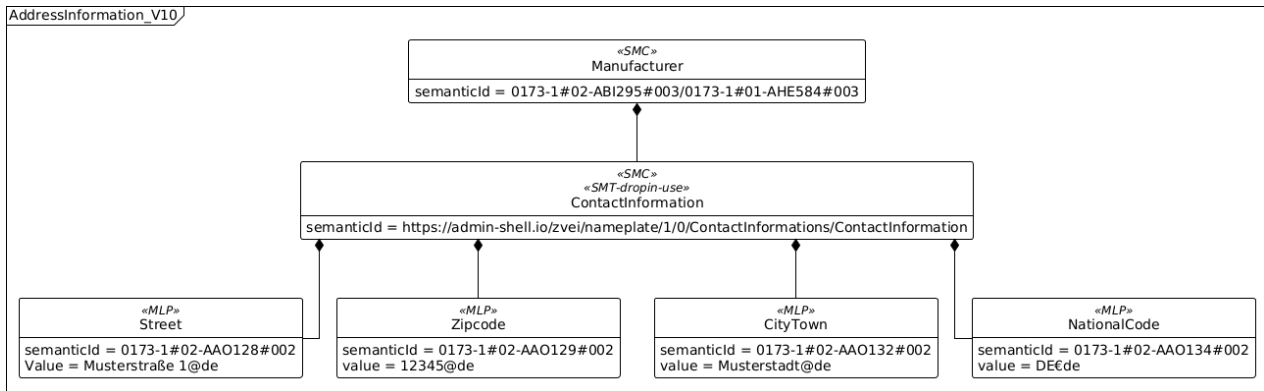


Figure 10. Example modelling of SMC 'ContactInformation' in version 1.0

3.13.3. Address information v1.1

Figure 11 shows an example UML-diagram defining the relevant properties which need to be set mandatory when using the expected drop-ins in SMT "Contact Information" version 1.1.

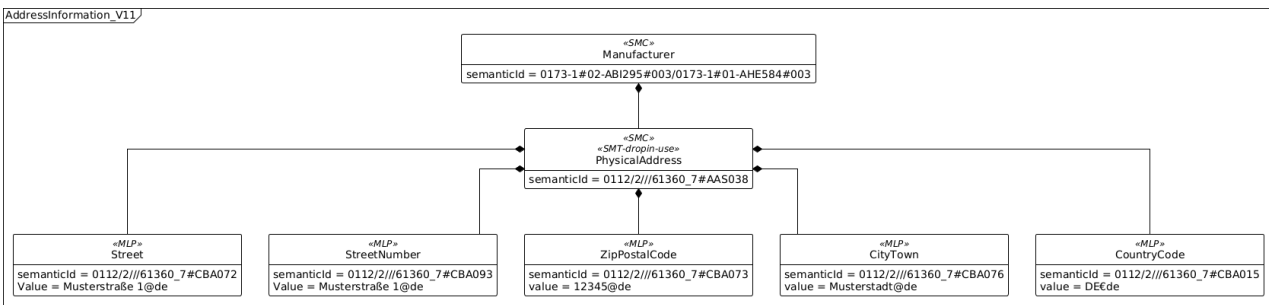


Figure 11. Example modelling of SMC 'ContactInformation' in version 1.1

Chapter 4. Classifications and Identifiers

4.1. PCN Item according VDMA 24903

For the categorization of the unit for rule-based processing of the PCN records, the following items are defined (see Table 24).

The value from the following enumeration is to be used in the corresponding SubmodelElement.

Table 24. Table PCN items according VDMA 24903

Title	Description	Value [String]
Active electronics	Units with active electronics: semiconductors, electronic assemblies	ACEL
Data / Certificate	Data media and digital certificates (such as parameter sets, setting values, databases, security certificates, cryptography keys)	DACE
Service	Services of all kinds (such as logistics, monitoring, cleaning, maintenance)	SERV
Documentation	Documentation (such as data sheets, descriptions, instructions) DOCU	DOCU
Electromechanics	Units with electromechanical function (like relays, contactors, switches)	ELME
Fluid	Fluids of all kinds (such as oils, fuels, hydraulic oil, gases)	FLUI
Auxiliary material	Auxiliary materials of all kinds (such as chemical substances, operating materials, cleaning agents)	AUXM
Hydraulics	Units with hydraulic function (such as hoses, pumps, cylinders)	HYDR
Mechanics	Units with a purely mechanical function (such as shafts, gears, screws)	MECH
Several categories	Not to be assigned to a specific category, affects more than one category, type to be used for the PCN/PDN as a whole when type assignment is specific within the block Item numbers.	MULT
Passive electrics / electronics	Units with passive electrics/electronics, assemblies that do not receive active components.	PAEL
Pneumatics	Units with pneumatic function (such as hoses, pumps, valves, cylinders)	PNEU
Raw material	Raw materials of all types (such as chemical materials, plastic granules, metals, textiles)	RAWM
Software / Firmware	Software including firmware	SWFW
Other	Other	OTHR
Connectors / Cables	Connectors and cables of all kinds, passive connectivity	CCBL
Assembly	Assemblies	ASSY

4.2. PCN Reason according VDMA 24903

For the classification into different categories, which indicate the type of changes as a short form of the changes, the following reasons are defined (see Table 25).

Multiple categories may be specified. In addition to the categories listed below, additional categories may also be specified.

Table 25. Table of PCN reasons according VDMA 24903

Definition	Description	Value [String]
Discontinuation	Unit is no longer produced by the original manufacturer according to original specification.	PDN
Acquisition	Transfer of a unit, portfolio or production from one production from one manufacturer to another	MANAQ
Alarm	The manufacturer warns of changes and restrictions that he has detected in a product. For example, functional limitations on the units themselves, but also descriptions of unexpected behavior under certain conditions and also temporary interruptions in the production of the units.	ALERT
Change of the software	Change of the software	SOFTW
Labeling	Change the labeling of the unit and or packing	LABEL
Characteristics	Characteristics such as attribute values of the unit are omitted, are added or changed. They can be electrical, mechanical, thermal or other characteristics kind	CHARA
Documentation	General summary of changes made to the changes made. It does not change characteristics of the units are changed.	DOCUM
Restriction of the Recommendation for use	Official recommendation to no longer use the unit for new developments	NRND
Fit	Describes a change in the units of fit and fit with respect to other units connected in the units connected in the product.	FIT
Shape and Appearance	Describes a change in the outward appearance of the units. This concerns the spatial dimensions and form, but also colors and surface textures.	FORM
Function	Changes or effects from operation and performance	FUNCT
Insolvency	Insolvency of the manufacturer	INSOL
Correction	Correction of documentation without change to the unit	CORR
Delivery	Change of delivery. e.g. container sizes etc. or delivery routes and times	SHIP
Material	Change of the material or substances in the Material declaration	MATER
Production start-up	The production of this unit is officially started	PRODS
Production process	Production process is changed.	PPROC
Production site	The production site is changed.	PSITE

Definition	Description	Value [String]
Undo PCN	A certain previous PCN will be undone reversed	CANCN
Withdrawal PDN	Production of the unit is resumed. PDN loses validity.	CANDN
Recall	The manufacturer recalls the units from the market and explains the reasons and effects on the units themselves. The reasons can be manifold, from technical malfunctions to patent infringements	RECA
Test process	Modification of test processes before, during and after production, before delivery	TESTP
Test location	Change of the location where the tests are performed are performed	TESTS
Type codes	Accompanying numbers next to the identifying number of the unit are changed - not the identifying number itself.	ORCOD

4.3. Incoterm classes

For an explanation of the Incoterm classes, see: <https://en.wikipedia.org/wiki/Incoterms>. The following figure gives an overview (see Figure 12).

Code ↕	englisch ↕	Bedeutung ↕	anzugebender Ort ↕
EXW	englisch <i>EX Works</i>	ab Werk	Standort des Werks oder jeder andere Ort
FCA	englisch <i>Free CArrier</i>	frei Frachtführer	Ort des Verkäufers oder Ort des Frachtführers ^[16]
FAS	englisch <i>Free Alongside Ship</i>	frei längsseits Schiff	vereinbarter Verladehafen (ausschließlich zur Schiffsverladung geeignet)
FOB	englisch <i>Free On Board</i>	frei an Bord	vereinbarter Verladehafen (ausschließlich zur Schiffsverladung geeignet)
CFR	englisch <i>Cost And FReight</i>	Kosten und Fracht	vereinbarter Bestimmungshafen (ausschließlich zur Schiffsverladung geeignet)
CIF	englisch <i>Cost Insurance Freight</i>	Kosten, Versicherung und Fracht bis zum Bestimmungshafen	vereinbarter Bestimmungshafen (ausschließlich zur Schiffsverladung geeignet)
DAP	englisch <i>Delivered At Place</i>	geliefert benannter Ort	vereinbarter Liefer- und Bestimmungsort (meist Bestimmungsterminal oder Ort des Käufers)
DPU	englisch <i>Delivered at Place Unloaded</i>	geliefert benannter Ort entladen	vereinbarter Liefer- und Bestimmungsort (meist Bestimmungsterminal oder Ort des Käufers)
CPT	englisch <i>Carriage Paid To</i>	Fracht bezahlt bis	vereinbarter Bestimmungsort (meist Bestimmungsterminal oder Ort des Käufers)
CIP	englisch <i>Carriage Insurance Paid</i>	Fracht und Versicherung bezahlt	vereinbarter Bestimmungsort (meist Bestimmungsterminal oder Ort des Käufers)
DDP	englisch <i>Delivered Duty Paid</i>	geliefert, Zoll & Steuer bezahlt	vereinbarter Liefer- und Bestimmungsort (meist Bestimmungsterminal oder Ort des Käufers)

Figure 12. Example of comparability towards fit, form, function for two recommended substitutions of a product. Source: Wikipedia

Annex A. Explanations on used table formats

1. General

The used tables in this document try to outline information as concise as possible. They do not convey all information on Submodels and SubmodelElements. For this purpose, the definitive definitions are given by a separate file in form of an AASX file of the Submodel template and its elements.

2. Tables on Submodels and SubmodelElements

For clarity and brevity, a set of rules is used for the tables for describing Submodels and SubmodelElements.

- The tables follow in principle the same conventions as in [5].
- The table heads abbreviate 'cardinality' with 'card'.
- The tables often place two informations in different rows of the same table cell. In this case, the first information is marked out by sharp brackets [] from the second information. A special case are the semanticIds, which are marked out by the format: (type)(local)[idType]value.
- The types of SubmodelElements are abbreviated (see Table 26):

Table 26. Abbreviations for SubmodelElements

Blob	Blob
Cap	Capability
Ent	Entity
Evt	Event
File	File
MLP	MultiLanguageProperty
Opr	Operation
Prop	Property
Range	Range
Ref	ReferenceElement
Rel	RelationshipElement
RelA	RelationshipElement
SME type	AnnotatedRelationshipElement type
SMC	SubmodelElementCollection
SML	SubmodelElementList

- If an idShort ends with '_00_', this indicates a suffix of the respective length (here: 2) of decimal digits, in order to make the idShort unique. A different idShort might be chosen, as long as it is unique in the parent's context.
- The Keys of semanticId in the main section feature only idType and value, such as: <https://admin-shell.io/vdi/2770/1/0/DocumentId/Id>. The attribute "type" (typically "ConceptDescription" and "(local)" or "GlobalReference") need to be set accordingly; see [6].

- If a table does not contain a column with "parent" heading, all represented attributes share the same parent. This parent is denoted in the head of the table.
- Multi-language strings are represented by the text value, followed by '@'-character and the ISO 639 language code: example@EN.
- The [valueType] is only given for Properties.

Annex B. Samples

In order to give examples, an .AASX-file with sample data is provided with the SMT specification. The samples were collected by the working group and are free of any intellectual property. Due to the nature of real world samples, the usage of features going beyond VDMA 24903 is sparse. In this cases, exemplary data was added to the samples.

The samples cover PCN and PDN, hardware and software changes, and item of changes and recommended items (see [Table 27](#)).

Table 27. Overview on available sample data

Sample no., title, description	PCN Type	Technical data changes	Current state data	Recommended items	Conformity decl.
#000 Binder Series 220 Sample product discontinuance notice.	PDN	no	no	1	yes
#001 Binder Series 713 Sampe product change notice for FORM.	PCN	yes	no	-	no
#002 Harting Han B Many affected part numbers.	PCN	yes	no	-	no
#003 Harting HarFlex Multiple part numbers with wildcards. Multiple line detail message.	PCN	yes	no	-	no
#004 Phoenix MGuard Multiple documents. Change indicates addition of conformity declarations.	PCN	no	no	-	no
#005 Phoenix MGuard Firmware update.	PCN	no	no	-	no
#006 Wuerth transformers Product without ECLASS classification?	PCN	no	no	-	no
#007 Festo DSNU Address information available. Multiple milestones. Affecting full series, but technical data changes require to limit to one build size.	PCN	yes	no	-	no
#008 GenericTestCase This records holds generic data for testing. All features are preset with arbitrary data. Makes no sense from business perspective.	PCN	yes	yes	2	yes

The following figure shows an exemplary rendering of the first sample data in AASX Package Explorer (see [Figure 13](#)).

PCN #000 Binder_Abkuendigung... Add .. ◀ ▶ ▶▶

Record

DateOfRecord: 2022-07-26T18:27Z

Manufacturer

ManufacturerName: Franz Binder GmbH & Co.
 AddressInformation: -
 ManufacturerChangeID: BD003476

PCN type

PCN <small>Notification on product changes, PCN milestone communicates effective date of changes.</small>	PDN <small>Discontinuation! EOP milestone communicates end of production.</small>
---	---

Life cycle mile stones changed by this notification

PDN <small>ago 1 yrs 98 days</small>	EOP <small>ago 280 days</small>
--	---

Reasons of change

PDN Unit is no longer produced by the original manufacturer according to original specification.

Item of change (1)

ManufacturerAssetID: [GlobalReference, www.example.com/ids/asset/9544_7170_3042_8413]

Mfg.Prod.Family: Magnet valve connector

Mfg.Prod.Design.: Ventilsteckverbinder Serie 220

Order Code Mfg.: 43-1800-000-03

HardwareVersion: 6.2



Item categories

CCBL Connectors and cables of all kinds, passive connectivity

Human readable change information

PcnChg.Info/Title: End of Sales because of economic/ technical reasons
 PcnChg.Info/Details: In the course of the continuous improvement and regular review of our products, we have decided to discontinue the 220 and 230 series for economic and technical reasons.
 PcnReasonComment: End of sales; no substitution recommended

Additional information provided by documents

[/aasx/files/binder_Abkuendigung_BF-B_220_BF-C_230_de_002_.pdf](#)

ItemOfChange (2)

Remaining stock information

Rem.AmountAvail.: 6900

Product classification(s)

27-44-03-21 ECLASS:14.0 (BASIC)

Recommended item #000

ManufacturerAssetID: [GlobalReference, www.example.com/ids/asset/9230_7150_7042_4262]

Mfg.Prod.Family: Magnet valve connector

Mfg.Prod.Design.: Ventilsteckverbinder Serie 210

Order Code Mfg.: 43 1706 004 04



Product classification(s)

27-44-03-21 ECLASS:14.0 (BASIC)

Product classification(s)

27-44-03-21 ECLASS:14.0 (BASIC)

Remaining stock information

Incotermcode: DAT
 Delivery time other region [days]: 5
 Delivery time same region [days]: 2

Conformity declarations

IdShort	SemanticId	CurrentState
CE conformity	0173-1#07-DAA603#004	<present>
GS mark of conformity	0173-1#07-AAA374#003	<present>
VDE mark of conformity	0173-1#07-AAA554#001	<present>

Figure 13. Exemplary view of SMT sample data in AASX Package Explorer

Annex C. Change log

This version of the document is version V1.0. However, a pre-final version was circulated from 2025-07-16. With respect to this version, the following changes occurred:

- Correction of various typos.
- Change of semanticId for the following elements: "Records", "Manufacturer", "AddressInformation", "ReasonOfChanges", "ProductClassifications", "TechnicalData_Function".
- The SMC "AddressInformation" was renamed to "Address", to comply the upcoming "Submodel template for Contact and Address Information" V1.1 as well the existing version V1.0. The semanticId was changed from "0173-1#02-ABG791#003" to "https://admin-shell.io/zvei/nameplate/1/0/ContactInformations/ContactInformation" (V1.0) resp. "0112/2///61360_7#AAS034" (V1.1). The supplementalSemanticId "0173-1#02-ABG791#003/0173-1#01-ADR442#008" was added.
- Addition of a property "Arbitray" to the SubmodelElementCollection "ConformityDeclarations". :sectnums!:

Bibliography

- [1] “Recommendations for implementing the strategic initiative INDUSTRIE 4.0”, acatech, April 2013. [Online]. Available <https://www.acatech.de/Publikation/recommendations-for-implementing-the-strategic-initiative-industrie-4-0-final-report-of-the-industrie-4-0-working-group/>
- [2] “Implementation Strategy Industrie 4.0: Report on the results of the Industrie 4.0 Platform”; BITKOM e.V. / VDMA e.V., /ZVEI e.V., April 2015. [Online]. Available: <https://www.bitkom.org/noindex/Publikationen/2016/Sonstiges/Implementation-Strategy-Industrie-40/2016-01-Implementation-Strategy-Industrie40.pdf>
- [3] “The Structure of the Administration Shell: TRILATERAL PERSPECTIVES from France, Italy and Germany”, March 2018, [Online]. Available: <https://www.plattform-i40.de/I40/Redaktion/EN/Downloads/Publikation/hm-2018-trilaterale-coop.html>
- [4] “Beispiele zur Verwaltungsschale der Industrie 4.0-Komponente – Basisteil (German)”; ZVEI e.V., Whitepaper, November 2016. [Online]. Available: <https://www.zvei.org/presse-medien/publikationen/beispiele-zur-verwaltungsschale-der-industrie-40-komponente-basisteil/>
- [5] “Verwaltungsschale in der Praxis. Wie definiere ich Teilmodelle, beispielhafte Teilmodelle und Interaktion zwischen Verwaltungsschalen (in German)”, Version 1.0, April 2019, Plattform Industrie 4.0 in Kooperation mit VDE GMA Fachausschuss 7.20, Federal Ministry for Economic Affairs and Energy (BMWi), Available: <https://www.plattform-i40.de/PI40/Redaktion/DE/Downloads/Publikation/2019-verwaltungsschale-in-der-praxis.html>
- [6] IDTA 01001-3-0: “Specification of the Asset Administration Shell; Part 1 (Version 3.0)”, March 2023, [Online]. Available: https://industrialdigitaltwin.org/wp-content/uploads/2023/06/IDTA-01001-3-0_SpecificationAssetAdministrationShell_Part1_Metamodel.pdf
- [7] “Semantic interoperability: challenges in the digital transformation age”; IEC, International Electrotechnical Commission; 2019. [Online]. Available: <https://basecamp.iec.ch/download/iec-white-paper-semantic-interoperability-challenges-in-the-digital-transformation-age-en/>
- [8] Common terms and abbreviations according to VDI FA 7.21 Wiki; Available: <http://i40.iosb.fraunhofer.de/>
- [9] United States: US Code of Federal regulations, see <https://www.ecfr.gov/current/title-22/chapter-I/subchapter-M/part-120/subpart-C/section-120.42>